

APA Citation Style Guidelines

The *Publication Manual of the American Psychological Association* (APA) is the official style guide of the American Psychological Association. Obviously, the APA's style guidelines apply to those studying psychology; however, APA style is also used in many disciplines that deal with social sciences. APA style is most appropriate to use when writing about topics related to disciplines such as psychology, justice studies, education, linguistics, and sociology. However, many of these disciplines have their own citation styles as well, like those of the Linguistic Society of America and the American Sociological Society.

The scholars who developed APA style emphasize current data. And that preference makes sense; shouldn't a psychologist treating someone be working from the most current information? Therefore, the APA citation style gives the author's name and the copyright date of the text first in a citation. Both pieces of information appear in in-text citations as well as on the references page, which is the APA name for the list of sources at the end of the paper. ▣ However, with the proliferation of resources on the Internet as well as the variety of databases libraries can subscribe to, it is important to include the specific publication information for every resource you work with. For example, if one of your professors gave you a copy of an article about computers and education that led you to an electronic book found in an electronic database from a college library, your citation for the ebook would look like this:

For more information on in-text citations and tracking resources for a references list, regardless of citation style, see Chapter 7.

APA-1 Book Found on Internet (static) * Citation Elements: book, single author, digital, online

APA-1

Information about the core text: author, copyright date, and title. Notice APA does not include author's first name nor capitalize all words in the title.

Tapscott, D. (1997). *Growing up digital: The rise of the net generation.*

Retrieved from <http://www.growingupdigital.com/>.

Digital access information—the URL (Web address) of the book's official Web site. Since the database where this book was found did not have a DOI (digital object identifier), the publisher's Web site is given.

Paper Formatting

The APA style guidelines specify details for formatting papers, but they also include details for preparing and submitting various types of articles for publication. Check with your instructor to see if he or she wants you to follow all of the APA guidelines.

Title Page

APA style requires a title page (see Figure 13.1). Centered, and in the middle of the page, you need to include:

- ☐ the paper's title
- ☐ your name
- ☐ your institutional affiliation

APA style also requires running headers that are shortened versions of the title. You print the running head in the upper left hand corner of each page in the document and the page number in the upper right hand corner.

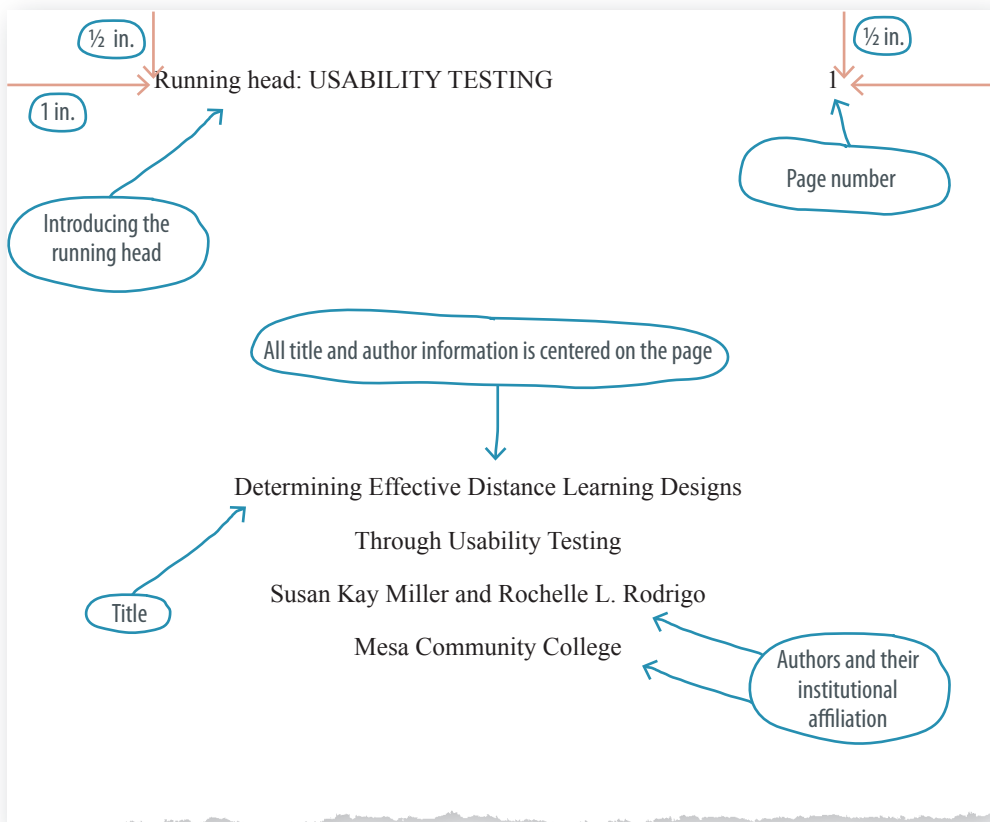


Figure 13.1 A Title Page in APA Style.

Spacing and Margins

APA style requires that you double-space the entire document, including title page information (see Figure 13.1), quotations, and the list of references. You do not need to include extra spaces (i.e., quadruple space) anywhere in the text. Set your top, left, right, and bottom margins for one inch. All paragraphs should be indented by one-half inch.

Headers and Page Numbers

In the upper left corner of each page, include the running head introduced on the title page. Include the page number in the upper right hand corner of the page (Figure 13.1). All pages in the paper should be consecutively numbered (the title page is page 1). The running heads and page numbers are placed one-half inch from the top of the page and one inch from the corresponding edges of the page on all subsequent pages of the manuscript just like on the title page.

Section Headings

If your paper is long enough and it includes coherent sections, and even subsections, you might consider including section headings in your paper. APA prescribes specific guidelines for section headings. If you have two levels of headings, bold and center the first or highest level, and then format the second level flush left and bold (see the following example). Make sure that all section titles are syntactically parallel. In other words, if you start your first section title with a noun, start all of your section titles with nouns. For example, the following outline could represent section headings from a paper in APA style.

Technological Advancements
Advancements in Visual Technologies
Advancements in Production and Distribution
Advancements in Interactive Technologies
 Narrative Structure
 Ideological Differences
 Hollywood's Enterprises
Vertical Integration
Further Economic Trends
 Conclusions

If you are using more layers or levels of headings, refer to the *Publication Manual of the American Psychological Association*. APA provides guidelines for up to five levels of headings.

Visuals

APA style divides visuals into two categories: tables and figures. Whenever you place visuals into your text, you must place them as close as possible to the paragraph referring to them.

Tables If you are presenting numerical data in a table format, you should label the table with the word *Table*, an Arabic numeral, and a title. The label and title are placed on top of the table as it appears in your text. If you are reprinting the table from an outside source, you must include the full bibliographic citation for the table directly under the table (not at the end of your paper in the list of references).

Table 5

Instructors' Responses to Question 1¹

	Presemester survey (level of emphasis on outcome during course)	Postsemester survey (student competence at end of course) Web-based	Postsemester survey (student compe- tence at end of course) face-to-face
Laura	4	3	3
Ann	4	3	2

Figures APA style refers to all other types of visuals like charts, graphs, drawings, and images as figures. You should label each figure with the word *Figure* and an Arabic numeral in italics. The label and caption of a figure are placed below the visual as it appears in your text, along with a reference to the source of the figure if it came from an outside resource.

1. Adaption from *Teaching at a Distance: Exploring Instructional Decisions and Learning Perceptions*, by S.K. Miller, 2002, unpublished doctoral dissertation. Reproduced by permission of the author.

INDONESIAN INFLECTION PHRASE

9

Mungkin saya bisa menolong anda?

Perhaps I can help you

“Might I be able to help you?”

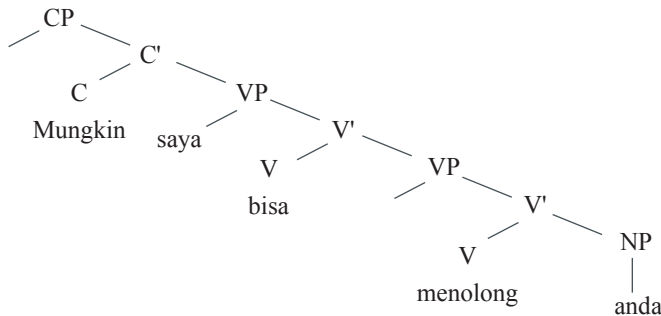


Figure 6. When *mungkin* is in the C position, the modal cannot move there.

This structural evidence indicates that modals in Indonesian reside in the V position, and that Indonesian contains only root but not epistemic modals. Indonesian does have a specific order for auxiliaries, however, and that makes the complete dismissal of the IP problematic.

Figure 13.2 A Figure in a Paper Using APA Style.²

Figure 13.2 shows an example of an APA style figure. In this linguistics paper about how specific words function in a sentence, it is critical to provide sentence diagrams to show how the words work in a sentence. The figure helps the reader to understand the argument being made in the text.

Citation Guidelines

In this section, you will find explanations and examples of how to cite resources that you might use in your research, both in the text of your work (in-text citations) and at the end of your research (references list). ▢

In-Text Citations

You must include an in-text citation in every sentence that includes information from an outside resource. Even if you are only summarizing or paraphrasing the resource, you must include an in-text citation in the same sentence in which you present the

2. Adapted from Heck, S. K. (1999). “Does Indonesian Have an Inflection Phrase?” In Arizona State University Working Papers in Language 1. Reproduced by permission of the author.

For more information on when to cite sources in-text, what to include in your list of references, and other documentation-related questions that are not specific to APA format, see Chapter 7.

material. APA in-text citations require the author's name, the copyright or publication date, and, if you are including a paraphrase or direct quote, a page number with the lowercase letter "p" and a period.

Quotations and Paraphrases Standard in-text citations in APA format include the author's name, the date, and the page number in the citation.

Science fiction films "self-consciously foreground their own radicality" of special effects (Freedman, 1997, p. 307).

If the resource was written by two authors, your in-text citation includes the names of both authors, connected by "&."

(Miller-Cochran & Rodrigo, 2009, p. 294).

If the resource was written by three to five authors, your in-text citation will include all the authors' names the first time you cite the resource and subsequent in-text citations can be shortened to the last name of the first author followed by "et al." (which in Latin means "and others"). Resources by six or more authors use only the first author's name followed by "et al."

(Westman, Linton, Ahrik, Wahlen, & Leppert, 2007, p. 647).

(Westman et al., 2007, p. 647).

When incorporating short quotations or paraphrases, you can include some of the bibliographic information in the sentence itself. This strategy can be a way to emphasize the name of the author, highlight the date in which the resource was published, or vary the sentence structure in your writing. If you choose to mention the author's name in the sentence, include the publication date right after the author's name in a set of parentheses. If the author's name and the date are already mentioned in the sentence, the in-text citation needs only to include the page number from which the information or quotation came. The next example uses the same short quotation from Freedman's work and only needs to provide the page number where the quotation was found because Freedman's name and the date are included in the sentence itself:

Freedman (1997) criticizes science fiction films for "self-consciously foreground[ing] their own radicality" of special effects (p. 307).

APA style calls for authors to be specific about identifying the location of direct quotations and paraphrases. Therefore, if you are citing from an electronic resource without page numbers, such as a Web page, use the paragraph number if it is visible. To distinguish the citation from a normal page marker, introduce the paragraph number with "para." If the online document includes headings, in the in-text citation, cite both the heading and the number of the paragraph (start counting from the heading). If the heading is too long, use a shortened title within your citation.

Introducing his blog posting about "live action" anime, Jenkins (2007) proclaims that this type of event could happen "only at MIT" (para. 1).

Long Quotations In APA style, text quotations that are longer than forty words need to be presented in a block quote. Instead of using quotation marks to identify the text being directly quoted, block quotes indent the material so that it stands out on the page. Block quotations are indented one-half inch from the left margin (Figure 13.3). Because they are direct quotations, block quotes need an in-text citation that includes the author's name and the page number the quotation came from.

Summaries and Multiple Resources If you are summarizing the main point of a resource and not referencing one particular part of the source, APA style only requires that you provide enough information in an in-text citation to get the reader to the full bibliographic citation in the reference list, which is usually just the author's last name

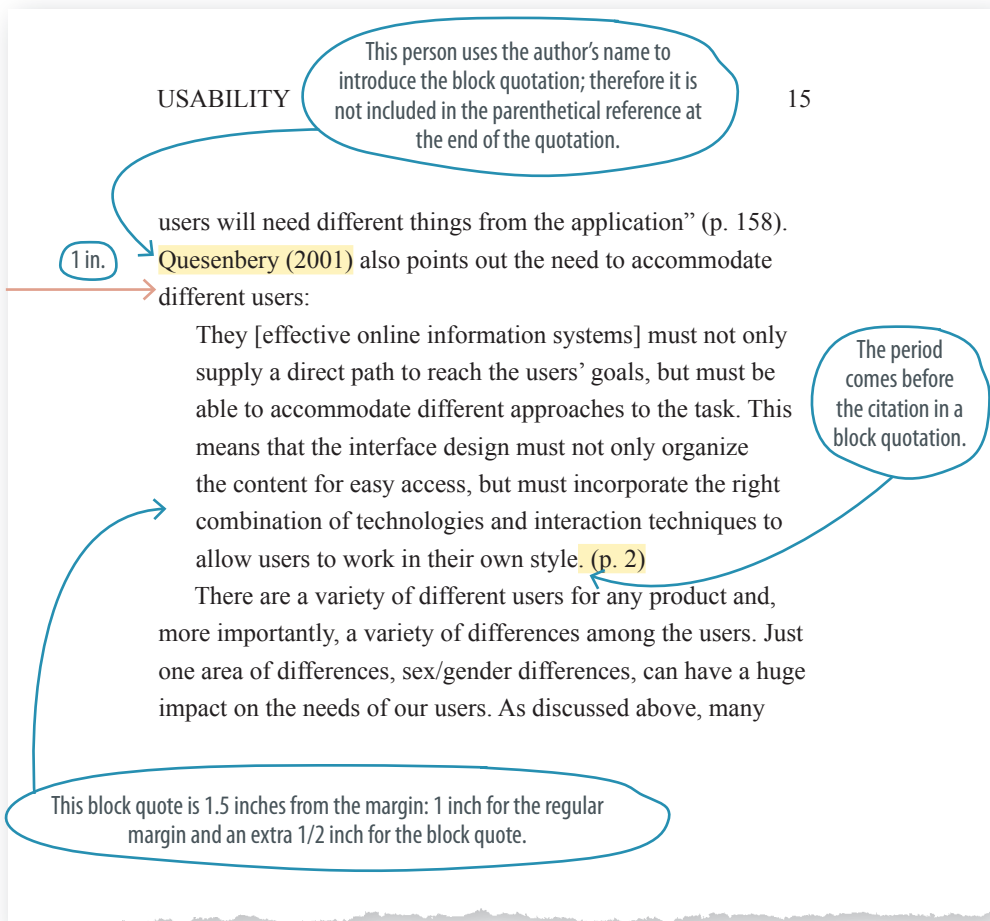


Figure 13.3 An Extended Quotation in APA Style³

3. Bowie, Jennifer. *Beyond the Universal: The Universe of Users Approach to User-Centered Design*. In Susan Miller-Cochran & Rochelle Rodrigo, (Eds.), *Rhetorically Rethinking Usability*. Cresskill, NJ: Hampton Press. Reproduced by permission.

and the resource's copyright or publication date. In the following example, the writer briefly refers to multiple texts within the same sentence.

During the 1980s and early 1990s, *Computers and Composition* published many articles discussing methods and criteria for evaluating and choosing instructional software packages (Condon, 1992; Eiler, 1992; Hepler, 1992; Kemp, 1992; Redmond, Lawrence, & Villani, 1985; Taylor, 1992; Wahlstrom, 1985).⁴

Notice that the resources are listed in alphabetical order by the author's last name, not in numerical order by the publication date.

Electronic resources are cited in text in the same way as hard copy resources. If you have the name of the author, you include that information. If there is no author, you include a shortened title.

APA: In-Text Citation Nuts and Bolts

In APA format, typical in-text citations look like this:

(Author, date, p. number)

If no author is available, use an abbreviated version of the title of the source. The citation would look like this (the title of an article would be enclosed in quote marks; the title of a book would be italicized):

(Title, date, p. number)

If no page number is available (e.g., a digital resource), include the paragraph number instead. The citation would look like this:

(Author, date, para. number)

Or like this:

(Title, date, para. number)

4. Cahill, Lisa, & Rodrigo, Rochelle. Educational Usability in Online Writing Courses. In Susan Miller-Cochran & Rochelle Rodrigo, (Eds.), *Rhetorically Rethinking Usability*. Cresskill, NJ: Hampton Press. Reproduced by permission.

Practice In-Text Citations

Use the following sample paragraph, as well as the references list, to practice inserting in-text citations. First, identify where you need to include in-text citations; the sample paragraph contains direct quotes, paraphrases, and summaries. Second, insert the in-text citations where they are required. Be sure to include the appropriate information for each type of in-text citation.



If you would like to complete this exercise online to more readily insert in-text citations and to check your answers, go to *Student Resources* on the online resource center at www.cengage.com/english/Miller-Cochran/WGTR.

Strauss concludes that “the moral is that unless we show faculty members how technology can meet their needs, they won’t consider using it.” While studying what community college faculty needed to incorporate technology into their instruction, Quick and Davies found faculty needed time, money, software, classroom computers (professor podium), department computer lab, and faculty technical support and training. In discussing how to prepare college faculty for the incoming net-generation of students, Clayton-Pedersen and O’Neill claim that “much of the learning technology innovation in higher education has been focused on K-12 teacher preparation and development” and that “more focus needs to be placed on preparing existing faculty for the future Net Generation students who will populate the twenty-first-century classroom.” They continue that call for action in claiming that “faculty’s understanding of the teaching and learning power of technology needs to be increased” and “tools need to be developed to help faculty integrate technology into the curriculum.” Strauss, Quick and Davies, and Clayton-Pedersen and O’Neill demonstrate that faculty first need blatant introductions to the new technologies themselves: what they are and what they can do.⁵

References

APA-2 Ebook (static) * Citation Elements: Two authors, editors, online, book, digital, anthology/edited collection, section from a book

Clayton-Pedersen, A. R., & O’Neill, N. (2005). Curricula designed to meet 21st-century expectations. In D. G. Oblinger & J. L. Oblinger (Eds.), *Educating the net generation* (pp. 9.1–9.16). Retrieved from <http://www.educause.edu/ir/library/pdf/pub7101.pdf>

⁵. Reproduced by permission of Rochelle Rodrigo.

APA-3

APA-3 Journal with Continued Pagination (syndicated) * Citation Elements: two authors, journal (pages via volume)

Quick, D., & Davies, T. G. (1999). Community college faculty development: Bringing technology into instruction. *Community College Journal of Research and Practice*, 23, 641-653.

APA-4

APA-4 Online Weekly Trade Magazine (syndicated) * Citation Elements: single author, online, digital, magazine (weekly or biweekly)

Strauss, H. (2005, June 24). Why many faculty members aren't excited about technology. *The Chronicle of Higher Education*, 51(42). Retrieved from <http://chronicle.com/weekly/v51/i42/42b03001.htm>

Full Bibliographic Citations

APA format requires the inclusion of a list of resources used in the paper, and this list is referred to as "references." This list includes only the names of resources cited in the paper, not resources that you found and read during your research process but did not include in the paper. The references page should start at the top of a new page in your essay; however, it will need to be included in your continuous page numbering. References pages, like all other pages, have the running head and page number at the top. Entries in reference lists are presented in alphabetical order by the author's last name. If you have more than one text by the same author, arrange them by year of publication, with the earliest first. If you have texts with no authors, incorporate them into the alphabetical list based on title.

Entries in a reference list should have a hanging indent, a format that looks a bit like an upside-down paragraph. The first line of the citation is left-justified, with no indent. Then all subsequent lines have a half-inch indentation. The examples in Figure 13.4 demonstrate how the hanging indent looks on the page.

USABILITY TESTING 33

Header with continuing pagination.

"References" centered, one inch from the top of the page.

References

APA-5 Section from a Book (static) * Citation Elements: single author, book, section from a book, editors, anthology or edited collection

Bias, R. G. (1994). The pluralistic usability walkthrough: Coordinated empathies. In J. Nielsen & R. L. Mack (Eds.), *Usability inspection methods* (pp. 63–76). New York, NY: Wiley.

Bolter, J. D., & Gromala, D. (2003). *Windows and mirrors: Interaction design, digital art, and the myth of transparency*. Cambridge, MA: MIT Press.

All citations are double-spaced with hanging indent.

APA-6 Journal Article with Continued Pagination * Citation Elements: journal (pages via volume), single author, two or more works by the same author

Blythe, S. (1998). Wiring a usable center: Usability research and writing center practice. In E. H. Hobson (Ed.), *Wiring the writing center* (pp. 103–116). Logan, UT: Utah State University Press.

Blythe, S. (2001). Designing online courses: User-centered practices. *Computers and Composition*, 18, 329–346 doi:10.1016/S8755-4615(01)00066-4.

Notice that multiple works by the same author are organized by year, not the title.

Figure 13.4 The First Page of the References in APA Style.⁶

6. Bowie, Jennifer. Beyond the Universal: The Universe of Users Approach to User-Centered Design. In Susan Miller-Cochran & Rochelle Rodrigo, (Eds.), *Rhetorically Rethinking Usability*. Cresskill, NJ: Hampton Press. Reproduced by permission.

APA-7 Online Trade Magazine (static) * Citation Elements: two authors, magazine (weekly or biweekly), online, digital

Carnevale, D. (2000, October 6). Arizona plans to create a virtual university. *The Chronicle of Higher Education*. Retrieved from <http://www.chronicle.com/weekly/v47/i06/06a04901.htm>

Figure 13.4 *Continued*

APA full bibliographic citation style generally provides information in the following order:

1. Name of author (only initials for author's first and middle names)
2. Copyright or publication year (in parentheses)
3. Title of text (only the first word and proper names are capitalized except for periodical titles)
4. Other publication information (usually including publisher's name and location or online location where you found the resource)

For more explanation about static, syndicated, and dynamic resources, see Chapter 4.

Periods are included after each major section of information. For example, a period is included after the name of the author(s), the date, the title of the text, and the complete publication information.

The citation rules for static, periodic, and dynamic resources all follow this general pattern, but each category has some unique characteristics. ▢

techno_tip >



> **Format a Document in APA Style** <

If you are using a standard word-processing program to write your paper, you can use its features to write your paper with minimal formatting difficulty. Use the formatting choices to set the following options for your paper.

- Double-space your paper throughout. Set this option before you type any text so that your entire paper is double-spaced.
- Set your header to include the appropriate heading with your running header and

page number. Word-processing programs can automatically insert the page number in the header.

- On the references page, use the ruler at the top of the screen to set a hanging indent for your citations so that you don't have to hit "Enter" and "Tab" at the end of each line.

APA Citation Examples



For more examples of APA citations, go to the online resource center at www.cengage.com/english/Miller-Cochran/WGTR.

Static Resources

- ❑ Book Found on Internet
APA-1 (p. 289)
- ❑ Ebook APA-2 (p. 297)
- ❑ Section from a Book APA-5 ... (p. 299)
- ❑ Book with Two Authors
APA-8 (p. 303)
- ❑ Updated and Expanded
Version of a Book
APA-9 (p. 303)
- ❑ Translated Book in a Multivolume
Series APA-10 (p. 303)
- ❑ Article from an Edited Collection
with an Author, Translator, and
Editor APA-11 (p. 304)
- ❑ Introduction to a Republished
Book with a Translator
APA-12 (p. 304)
- ❑ Book in a Series APA-13 (p. 305)
- ❑ Online Annotated Sacred Text
APA-14 (p. 305)
- ❑ Entry from a Dictionary
APA-15 (p. 306)
- ❑ Entry from an Online Dictionary
APA-16 (p. 306)
- ❑ Conference Proceedings
APA-17 (p. 307)
- ❑ Paper Published in
Conference Proceedings
APA-18 (p. 307)
- ❑ Published Dissertation
APA-19 (p. 308)
- ❑ White Paper APA-20 (p. 308)
- ❑ Government Web Site
APA-21 (p. 309)
- ❑ Film APA-22 (p. 309)
- ❑ Film in DVD Format APA-23 .. (p. 309)
- ❑ A Song from an Album
APA-24 (p. 310)
- ❑ Map Found on Flickr
APA-25 (p. 311)
- ❑ Published Interview from a Web
Site APA-26 (p. 312)
- ❑ Episode from a DVD Season
Box Set APA-38 (p. 318)
- ❑ Video Game on Cell Phone
or MP3 Player APA-52 (p. 325)

Syndicated Resources

- ❑ Journal with Continued
Pagination APA-3 (p. 298)
- ❑ Online Weekly Trade Magazine
APA-4 (p. 298)
- ❑ Journal Article with Continued
Pagination APA-6 (p. 299)
- ❑ Online Trade Magazine
APA-7 (p. 300)
- ❑ Newspaper Article Found
in a Library Database
APA-27 (p. 313)
- ❑ Editorial Found at Newspaper's
Web Site APA-28 (p. 313)
- ❑ Journal Article with Continuous
Pagination across the Volume
APA-29 (p. 314)
- ❑ Article by the Same Author with
Separate Pagination in Each Issue
APA-30 (p. 314)
- ❑ Article in a Monthly or Bimonthly
Magazine Found Online
APA-31 (p. 315)

- ☐ Article in a Weekly or Biweekly Magazine Found in a Database
APA-32 (p. 315)
- ☐ Article That Skips Pages in a Monthly or Bimonthly Magazine
APA-33 (p. 316)
- ☐ Article with a Quotation in the Title
APA-34 (p. 316)
- ☐ Review of a Book in an Online Journal
APA-35 (p. 317)
- ☐ Broadcast of Television Episode
APA-36 (p. 318)
- ☐ Television Episode Downloaded from iTunes
APA-37 (p. 318)
- ☐ Blog
APA-39 (p. 320)
- ☐ Specific Posting in a Blog
APA-40 (p. 320)
- ☐ Comment on a Specific Posting in a Blog
APA-41 (p. 320)
- ☐ Podcast
APA-42 (p. 321)
- ☐ Online Video
APA-43 (p. 321)
- ☐ Video Reply to an Online Video
APA-44 (p. 321)
- ☐ Annual Report
APA-45 (p. 322)

Dynamic Resources

- ☐ Page from a Wiki
APA-46 (p. 322)
- ☐ Public Address
APA-47 (p. 323)
- ☐ Lecture Notes
APA-48 (p. 323)
- ☐ Message Posted to a Discussion Group
APA-49 (p. 324)
- ☐ Wall Message on Facebook
APA-50 (p. 324)
- ☐ Hypertext Fiction
APA-51 (p. 325)
- ☐ Massive Multiplayer Online Role Playing Game
APA-53 (p. 325)
- ☐ Flickr Vision
APA-54 (p. 325)

Static Resources

Static resources (e.g., books, films, and government documents) are generally easy to cite using APA style.

APA-8 Book with Two Authors (static) * Citation Elements: two authors, book

APA-8

Notice all the authors' names are listed last name first and the first names are not included, only initials. Also notice the use of the "&" symbol instead of "and."

The copyright date is in parentheses with a period after the closing parenthesis.

Bolter, J. D., & Grusin, R. (1999). *Remediation: Understanding new media*. Cambridge, MA: MIT Press.

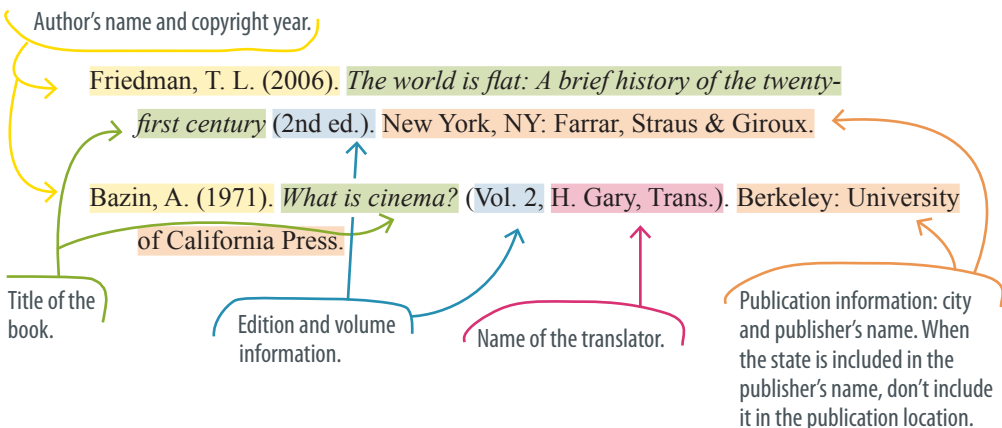
Title of text with only the first word capitalized. Be sure to include any subtitles; sometimes they are not found on the cover of the book but instead on the title page inside the book. Titles are italicized. You should capitalize the first word of the subtitle.

Publication information: Include the city and state where the publication company resides, followed by a colon, then the name of the publisher, followed by a period.

APA-9 Updated and Expanded Version of a Book * Citation Elements: single author, book, edition

APA-9, APA-10

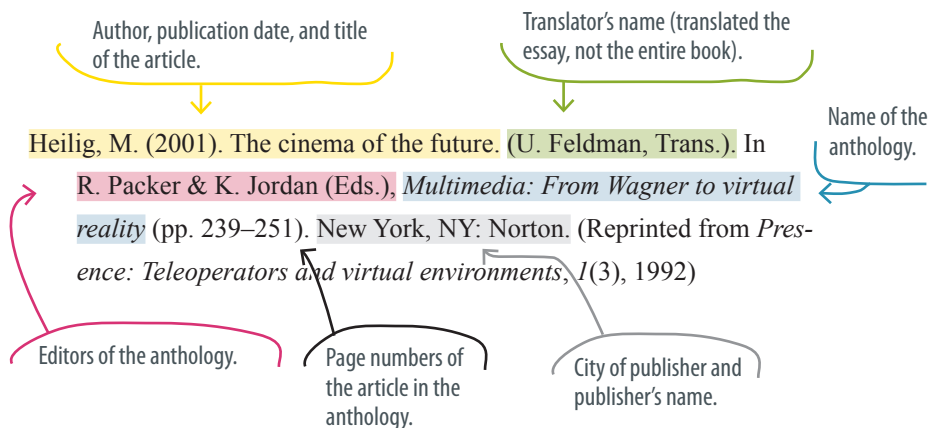
APA-10 Translated Book in a Multivolume Series * Citation Elements: single author, translator, book, books in a series (multivolume)



When referring to books in multiple editions, use the language you find on the title page. Therefore, if it says second or third edition, put the numbers in your citation. If it says "Revised" or "Abridged" put "Rev. ed." or "Abr. ed." in the citation. Similarly, if your book is the fifth in a multivolume work, include "Vol. 5"

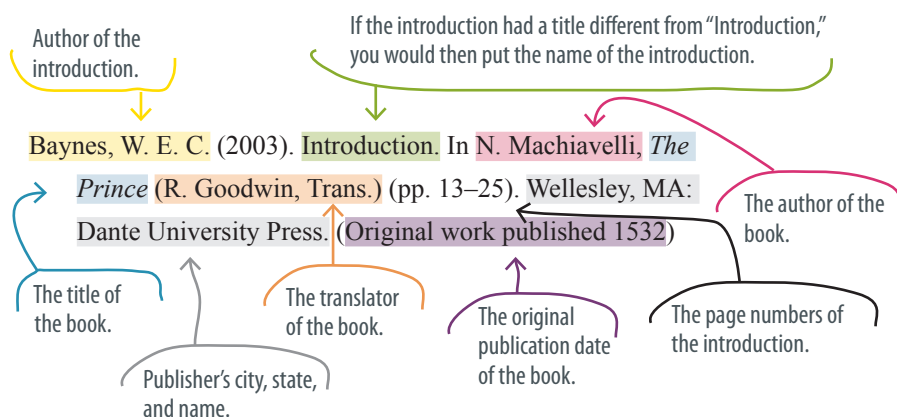
APA-11

APA-11 Article from an Edited Collection with an Author, Translator, and Editor * Citation Elements: anthology, single author, translator, editor, section in a book, republished



APA-12

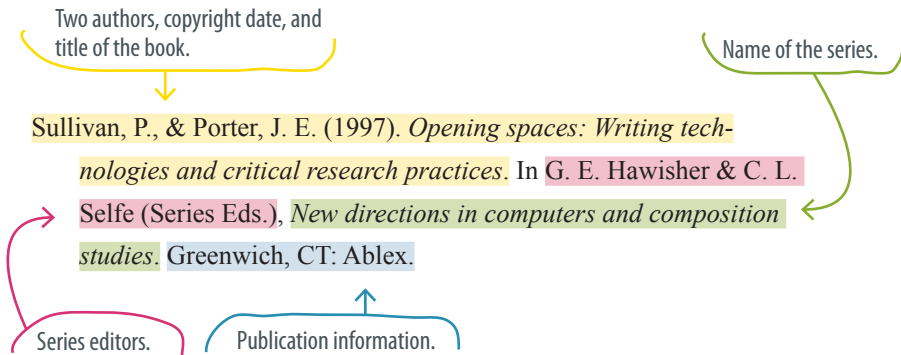
APA-12 Introduction to a Republished Book with a Translator * Citation Elements: single author, book, republished, translator, foreword



The citation styles for introductions, prefaces, forewords, and afterwords are basically the same. If you are citing information from one of these, include the title of the ancillary material or include a word that represents the material (i.e., preface, foreword, etc.) before the remainder of the book's citation.

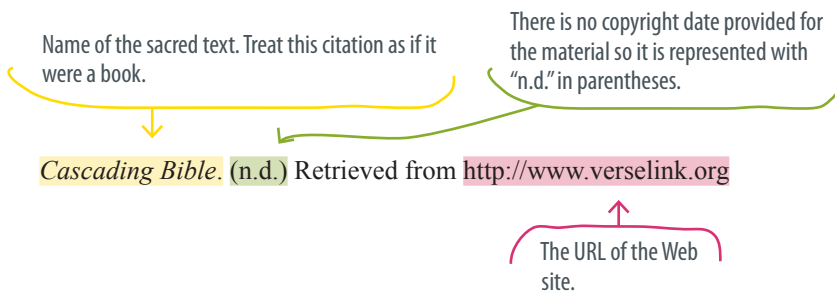
APA-13 Book in a Series * Citation Elements: two authors, book, book in a series

APA-13



APA-14 Online Annotated Sacred Text * Citation Elements: book, online, digital, sacred text, no author, no date

APA-14



APA-15 Entry from a Dictionary * Citation Elements: reference, no author

APA-16 Entry from an Online Dictionary * Citation Elements: reference, online, digital, no author, no date

The title of the entry in the reference work. If the entry has an author, put the author's name first and then the date.

Eclecticism. (1993). In *Webster's third new international dictionary of the English language unabridged*. Springfield, MA: Merriam-Webster.

Eclecticism. (n.d.) In *Merriam-Webster online*. Retrieved from <http://www.m-w.com>

Copyright of the reference work.

Title of the reference resource.

URL of the Internet reference entry. For easily searchable reference material, you do not need to include the full URL of the Web page.

For reference resources (a dictionary, thesaurus, encyclopedia, etc.), you should include complete publication information, just as you would for a book or other online resource.

APA-17 Conference Proceedings * Citation Elements: conference proceedings, subscription database, digital, editor, two authors

APA-18 Paper Published in Conference Proceedings * Citation Elements: conference proceedings, section from a book, subscription database, digital, editor, single author

Editors of the proceedings.

Information about the conference that the proceedings come from.

Title of the proceedings.

VanTassel-Baska, J., & Stambaugh, T. (Eds.) (2007). *Overlooked gems: A national perspective on low-income promising learners. Proceedings of the National Leadership Conference on Low-Income Promising Learners*. Williamsburg, VA: National Association for Gifted Children and the Center for Gifted Education, College of William & Mary. Retrieved from ERIC database. (ED494579)

Publication information of the proceedings.

Baldwin, A. Y. (2007). Untapped potential for excellence. In J. VanTassel-Baska & T. Stambaugh (Eds.), *Overlooked gems: A national perspective on low-income promising learners. Proceedings of the National Leadership Conference on Low-Income Promising Learners* (pp. 23-25). Williamsburg, VA: National Association for Gifted Children and the Center for Gifted Education, College of William & Mary. Retrieved from ERIC database. (ED494579)

Information about the essay from within the proceedings: author's name, title, and page numbers.

ERIC is an education-specific database that has subscription services as well as free online access. If an item or accession number is available, you can include it in your citation after the retrieval information.

APA treats *regularly published* conference proceedings as if they were periodicals. Most professional conferences occur yearly; therefore, if they have regularly printed proceedings, they would be considered a syndicated resource.

APA-19

APA-19 Published Dissertation * Citation Elements: dissertation or thesis, single author, subscription database, digital

Author's name and
copyright date.

Title of the dissertation.

Todorovska, V. (2000). *E-mail as an emerging rhetorical space in the workplace*. (Doctoral dissertation). Retrieved from ProQuest Digital Dissertations. (AAT 9965414)

Most dissertations are published through UMI, which is now accessed through the electronic database by ProQuest. If you accessed the dissertation in this method, then you need to include the document's access number.

To cite an unpublished dissertation, include all of the information from the published dissertation up through the dissertation title. You then put "Unpublished doctoral dissertation" followed by a comma and the name and location of the degree-granting institution.

APA-20

APA-20 White Paper * Citation Elements: single author, white paper

Author and date of
the white paper.

Title of the white paper. This
particular title includes the
quotation marks.

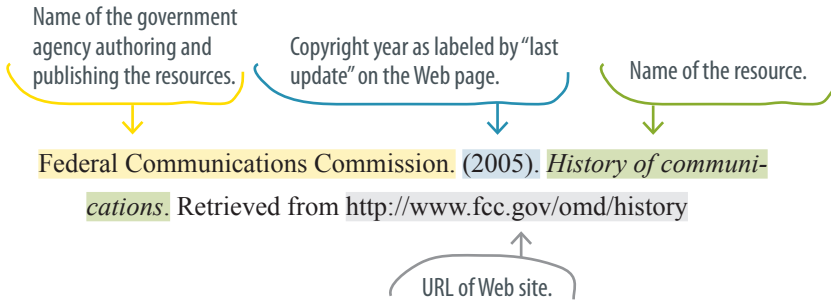
Bleed, R. (2004). "*Keeping up with technology*" *strategic conversation* (White paper). Maricopa Community College District, Tempe, AZ: Information Technology Services.

Description of the resource.

Location where the white
paper was presented as well
as the specific department
or organization that
produced it.

APA-21 Government Web Site * Citation Elements: government publication, online, Web page within a Web site, digital

APA-21

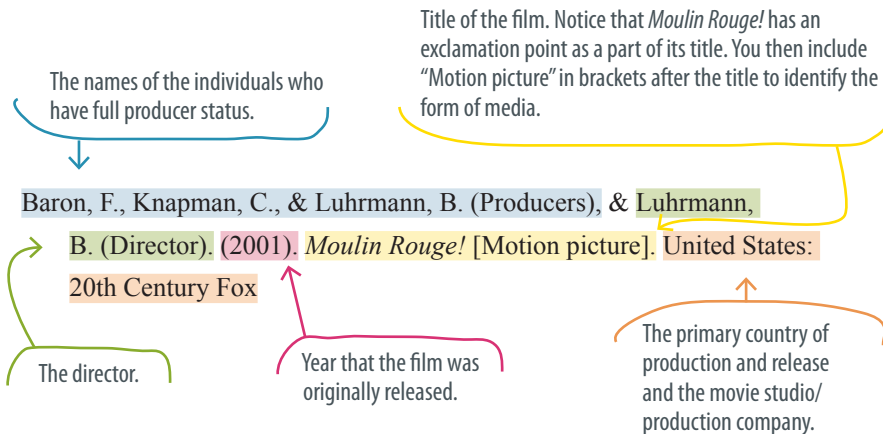


Like government agencies, corporations can also author resources. As in APA-21, you can put the corporation's name as the author of a resource (see APA-52 and APA-53).

APA-22 Film * Citation Element: Film

APA-23 Film in DVD Format * Citation Elements: Film, DVD/video, edition, digital

APA-22, APA-23



The producers' and directors' names and other production information are the same as for a motion picture.

Medium of the recording (DVD, videocassette, HD, etc.)

Baron, F., Knapman, C., & Luhrmann, B. (Producers), & Luhrmann, B. (Director). (2003). *Moulin Rouge!* (Two-disc collector's ed.) [DVD]. United States: 20th Century Fox. (Original work published in 2001)

Year this particular DVD was released.

The name of the specific edition of the DVD release. Other options sometimes include "widescreen" and "extended cut." Treat a recording of a motion picture as you would a second edition of a book.

The original release date of the film.

Consider using the Internet Movie Database (<http://www.imdb.com/>) to find the names of the producers, directors, and production/distribution companies.

APA-24

APA-24 A Song from an Album * Citation Elements: sound recording, three to six authors, musical composition, digital

Writers of the song. Notice you do not use the name of the band, in this case, Deep Purple.

Name of the song.

Copyright year.

Gillan, I., Blackmore, R., Glover, R., Lord, J., & Paice, I. (1972). *Space truckin*. On *Machine Head* [CD]. Burbank, CA: Warner Bros.

Name of the album.

Medium that the recording is on (e.g., CD, record, cassette, etc.).

Location and production company.

Practice Full Bibliographic Citations For Static Resources

What if you downloaded a song from iTunes or listened to it as it streamed from XM radio? Using the song information in APA-24, construct two citations with the following information. One citation will indicate that the song was downloaded from iTunes, the other will indicate that it was streamed from XM Satellite radio.

Citation 1

- Access date: October 3, 2007
- iTunes Store: <http://www.apple.com/itunes/store>

Citation 2

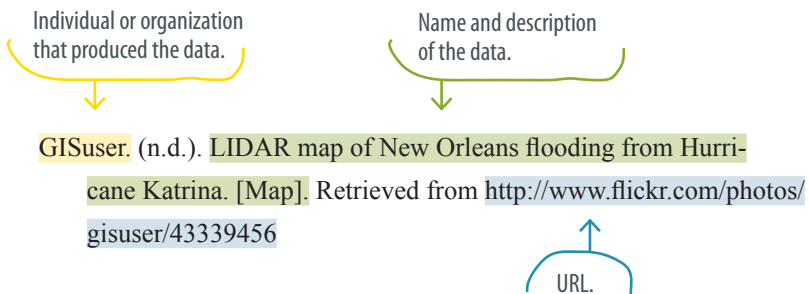
- XM Radio: <http://www.xmradio.com>
- XM station 41, The Bone Yard



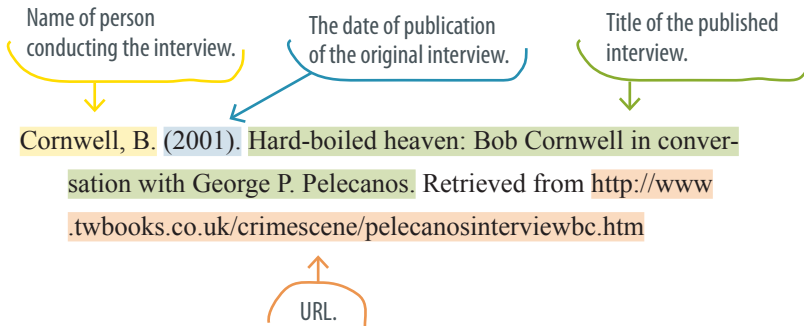
To view the answers to this exercise along with a discussion of how the citations are constructed, go to *Student Resources* on the online resource center at www.cengage.com/english/Miller-Cochran/WGTR.

APA-25 Map Found on Flickr * Citation Elements: map or chart, online, digital, corporation as author, no date

APA-25



APA-26 Published Interview from a Web site * Citation Elements:
published interview, online, Web page in a Web site,
digital, single author



If you conduct an interview, it is considered primary research and you do not include it in the reference list, but you would need to include an in-text citation, providing the first initials and last name of the interviewer, the terms “personal communication”, and an exact date. For example: (S. Heck, personal communication, October 5, 2007).

Syndicated Resources

Syndicated resources are a little more complicated because there are usually multiple titles involved. Since many syndicated resources are now found in digital format, their citations are also complicated because they generally include layers of publication information as well. While in school, you will probably find a vast majority of syndicated resources in library databases. For the various syndicated resources you find in library databases (usually journals and other periodicals), you will need to look up the Digital Object Identifier (DOI). Finding the DOI can be tricky; consider asking a librarian for help. If you can not find the DOI, you can provide a link to the homepage of the journal or periodical (not the URL of the library database).

APA-27 Newspaper Article Found in a Library Database (syndicated) * Citation Elements: single author, newspaper, subscription database, digital

APA-28 Editorial Found at Newspaper's Web Site (syndicated) * Citation Elements: newspaper, digital, online, no author, editorial

The copyright date—when the article was published in the syndication.

Syndicated resources usually have two titles, the title of the individual text and the title of the syndication.

Dutka, E. (2005, May 10). Hollywood caught up in the game: Better technology and a hot video-game market give studios and stars a lucrative movie tie-in. *Los Angeles Times*. doi: 10.1165/6047676.1647660.

When citing from a library database, APA style requires that you find the Digital Object Identifier (DOI) or the URL of the publication's homepage on the Web.

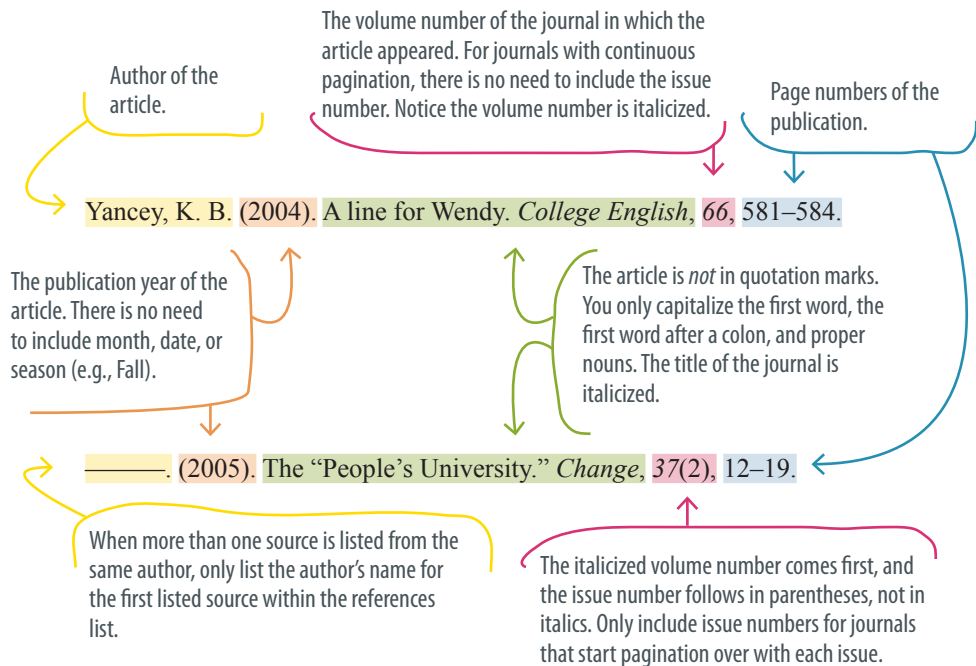
Swirl, sniff, sip, check the price. (2008, January 19). *Los Angeles Times*. Retrieved from <http://www.latimes.com>

If there is no author listed you just start with the title of the text you are citing.

When citing from a Web site, APA style requires that you include the URL of the Web site. If the Web site is easily searchable, you may list the homepage URL.

APA-29 Journal Article with Continuous Pagination across the Volume * Citation Elements: journal (pages via volume), single author, two or more works by the same author

APA-30 Article by the Same Author with Separate Pagination in Each Issue * Citation Elements: journal (pages via issue), single author, two or more works by the same author

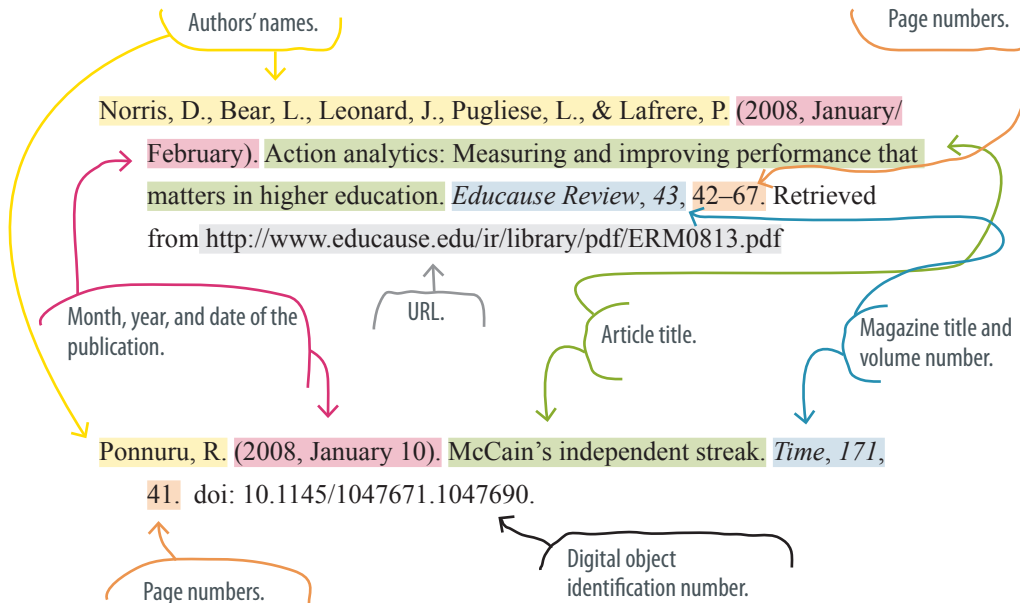


Some journals use continuous page numbers throughout all of the issues in a year, and other journals start each issue with page 1. Check several issues of journals you are citing to see which format they follow, and then use the appropriate format for your references list. However, when you are citing an electronic resource, include both the issue and volume numbers to help readers locate the resource faster. When months are included in a citation, APA style does not abbreviate the names of months.

If your reference list includes more than one entry by an author, you do not need to write the name of the author again (see APA-30). You will need to order the resources based on the publication dates with the earlier dates first.

APA-31 Article in a Monthly or Bimonthly Magazine Found Online *
Citation Elements: magazine (monthly or bimonthly),
online, digital, three to six authors

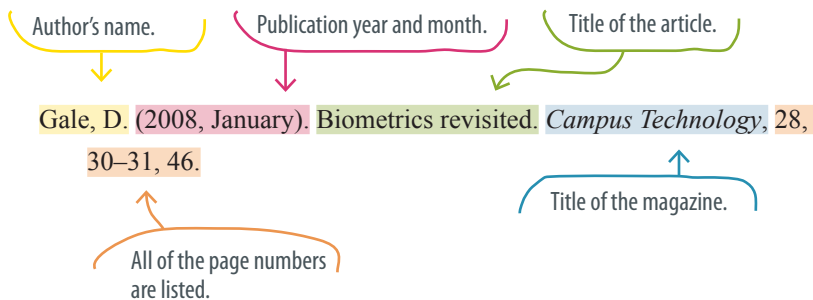
APA-32 Article in a Weekly or Biweekly Magazine Found in a Data-
base * Citation Elements: magazine (weekly or biweekly),
subscription database, digital, single author



When you have eight or more authors, give the names of the first six authors, then insert three ellipsis points (. . .), and add the last author's name.

APA-33

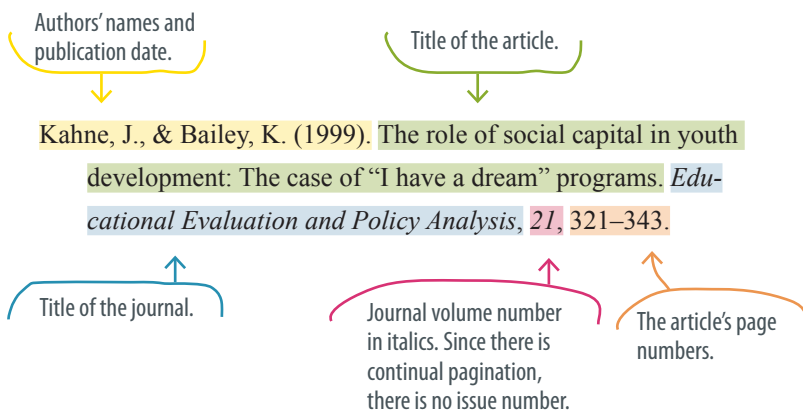
APA-33 Article That Skips Pages in a Monthly or Bimonthly Magazine * Citation Elements: magazine (monthly or bimonthly), skipped pages, single author



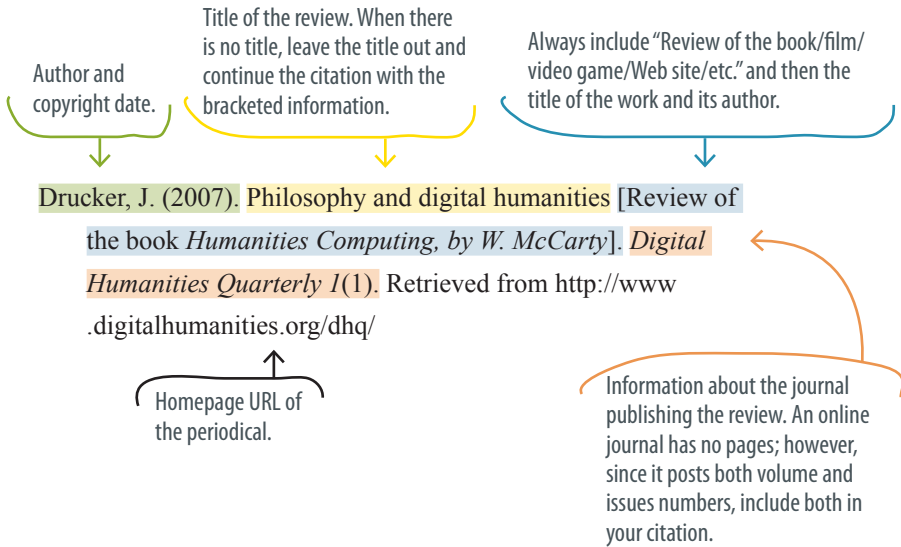
When citing an article that skips pages, you may include the inclusive page numbers if they all run together.

APA-34

APA-34 Article with a Quotation in the Title * Citation Elements: two authors, quotation in title, journal (pages via volume)



APA-35 Review of a Book in an Online Journal * Citation Elements: single author, review, journal, online



You can adapt the various journal and magazine article citations for online publications of the journals by just adding the Web address.

Practice Full Bibliographic Citations for Syndicated Resources

Using the following information, write a full bibliographic citation for a journal article found in a library's subscription database.

- Title: The Relationships Among Perceived Physician Accommodation, Perceived Outgroup Typicality, and Patient Inclinations Toward Compliance
- Authors: Christopher Hajek, Melinda Vilagran, and Elaine Wittenberg-Lyles
- Journal information: Communication Research Reports, September 2007, Volume 24, Issue 4, pages 293–302, 10 pages, 2 charts
- Database information: Communication & Mass Media Complete (EbscoHost Research Databases), DOI: 10.1080/08824090701624189; (AN 27009633), <http://www.ebscohost.com/thisTopic.php?topicID=56&marketID=1>
- Access date: January 29, 2008



To view the answers to this exercise along with a discussion of how the citations are constructed, go to *Student Resources* on the online resource center at www.cengage.com/english/Miller-Cochran/WGTR.

The following set of citations offers more examples to help you understand the conventions of APA formatting. The examples are all of the same text, an episode of the television show *Bones*, accessed in three different media. All three examples have the same basic information about the text and then each has the specific information about when, where, and how it was accessed.

APA-36, APA-37, APA-38

APA-36 Broadcast of Television Episode (syndicated) * Citation Elements: television, broadcast

APA-37 Television Episode Downloaded from iTunes (syndicated) * Citation Elements: television, subscription database, digital

APA-38 Episode from a DVD Season Box Set (static) * Citation Elements: television, DVD/video, digital

Notice that the core information about the individual episode remains the same. For an individual episode from a series, the writer and director are included.

Copyright date.

Benjamin, E. (Writer) & Whitmore, J. (Director). (2006). Superhero in the alley [Television series episode]. In H. Hanson, B. Josephson, & S. Nathan (Executive Producers), *Bones*. New York, NY: Fox Broadcasting.

Benjamin, E. (Writer) & Whitmore, J. (Director). (2006). Superhero in the alley. [iTunes download]. In H. Hanson, B. Josephson, & S. Nathan (Executive Producers), *Bones*.

Century City, CA: Twentieth Century Fox Film Corporation. Retrieved from <http://www.apple.com/itunes/store>

Media type of the resource.

Benjamin, E. (Writer) & Whitmore, J. (Director). (2006). Superhero in the alley. In H. Hanson, B. Josephson, & S. Nathan (Executive Producers), *Bones* [DVD]. Century City, CA: 20th Century Fox.

Location of production company.

Location of the broadcasting company. You usually have to search their Web site to find contact information for a location.

Although the production company is the same (as these are all citations for the same episode of a show), the name is formatted differently for each resource. Be sure to pay close attention to how names are formatted in/on the resources themselves.

APA includes the following basic information in citations for books:

1. Name of author and date
2. Title of text
3. Publication information (including publisher's name and place (city) of publication)

You can find these categories represented in the preceding examples. Notice the following form of the information for the television episode.

1. A television show doesn't specifically list an "author," so the first category you should recognize is the writer, followed by the director. Next is the date in parenthesis.
2. The title includes the episode and the show.
3. The second category of information is the publication information, including the medium and the production company.

The current *Publication Manual of the American Psychological Association* does not include an example from iTunes, but if you understand the patterns of APA formatting, you can piece together a citation for that resource as well. The citation would need to include the medium "[iTunes download]" and the URL, just like other electronic resources found in subscription databases (e.g., the library).

...write...

Practice a Full Bibliographic Citation for a Streamed Resource

Now many of the broadcast television stations are streaming episodes of television shows on their Internet Web sites. Fox is streaming *Bones* and has posted the "Superhero in the Alley" episode. With the information from the three citations in APA-36, APA-37, and APA-38 and the following information, construct the APA citation.

- Access date: January 24, 2008
- Web site name: Fox On Demand
- URL: <http://www.fox.com/fod/player.htm?show=bones>

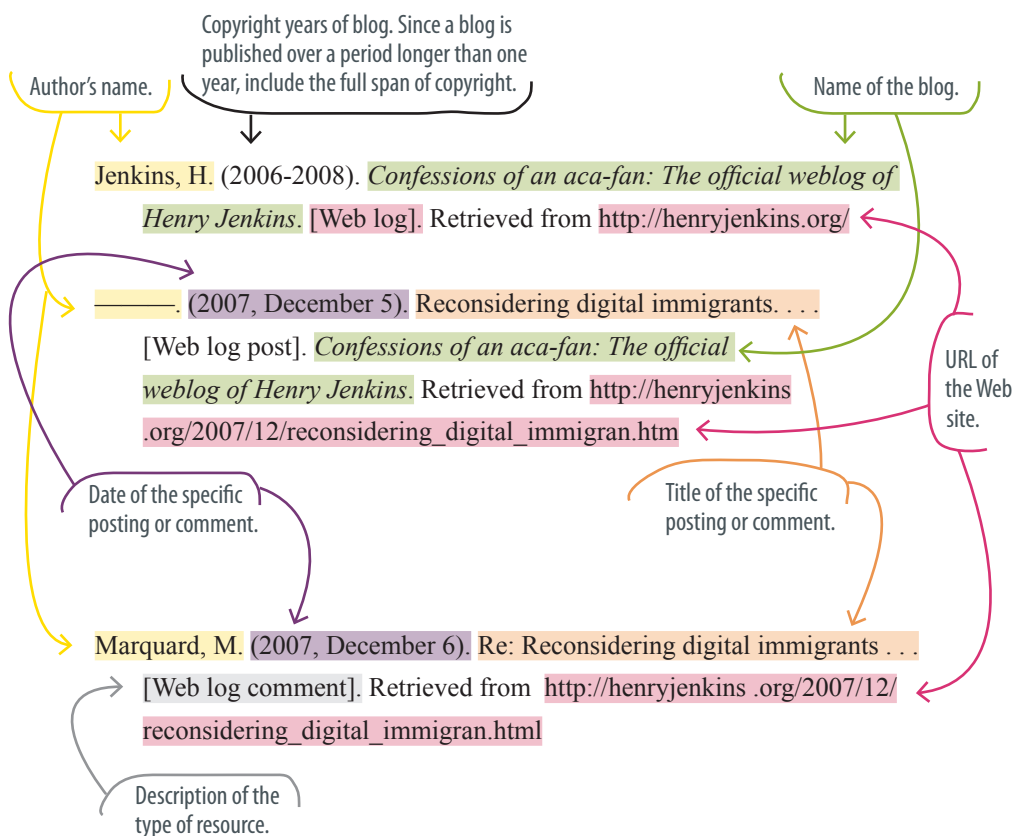


To view the answers to this exercise along with a discussion of how the citations are constructed, go to *Student Resources* on the online resource center at www.cengage.com/english/Miller-Cochran/WGTR.

APA-39 Blog * Citation Elements: two or more works by the same author, blog, online, digital, single author

APA-40 Specific Posting in a Blog * Citation Elements: two or more works by the same author, blog, online, digital, single author

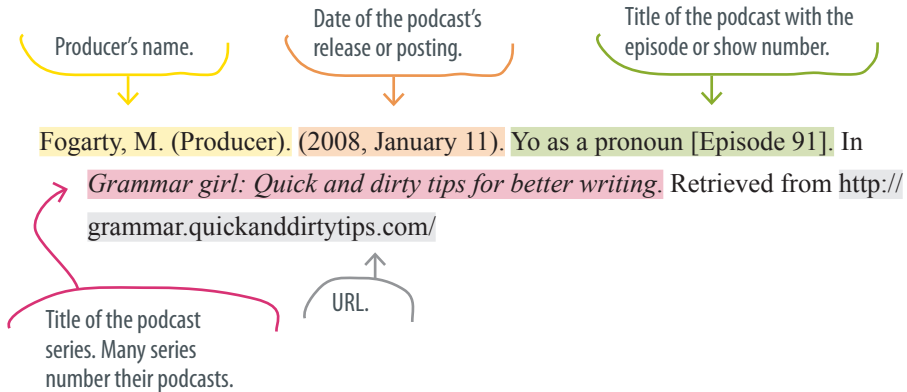
APA-41 Comment on a Specific Posting in a Blog * Citation Elements: blog, online, digital, comment or reply, single author, entry or post



APA does not distinguish between a blog post and a comment about a post. If the comment has its own title, use that; otherwise, just write "Re:" the title of the original blog posting.

APA-42 Podcast * Citation Elements: podcast, online, sound recording, single author, digital

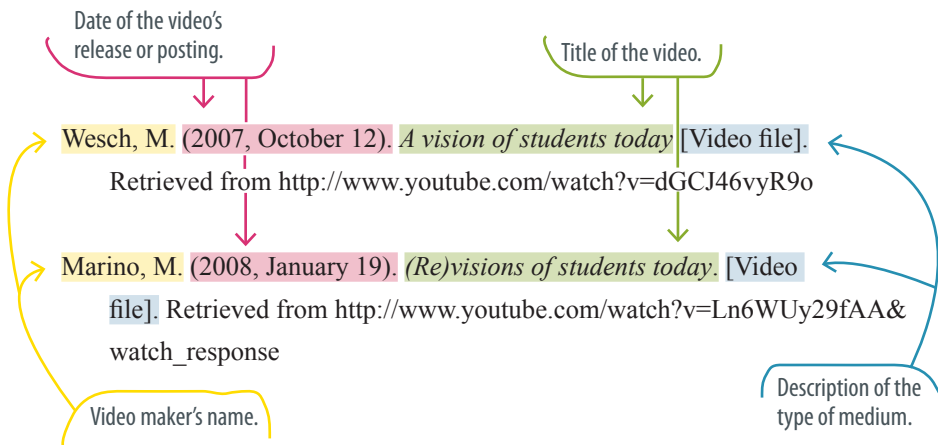
APA-42



APA-43 Online Video * Citation Elements: single author, DVD/video, online, digital

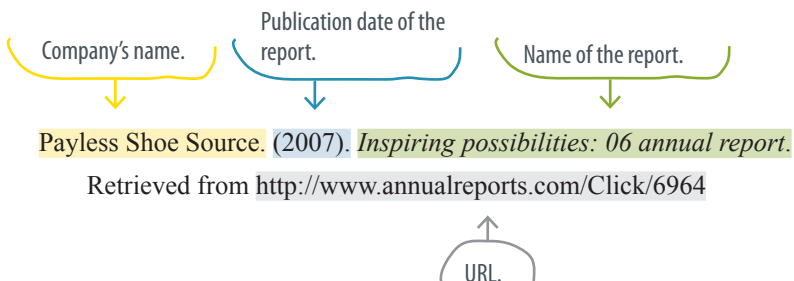
APA-43, APA-44

APA-44 Video Reply to an Online Video * Citation Elements: single author, DVD/video, comment or reply, online, digital



APA-45

APA-45 Annual Report * Citation Elements: corporation as author, annual report, online, digital

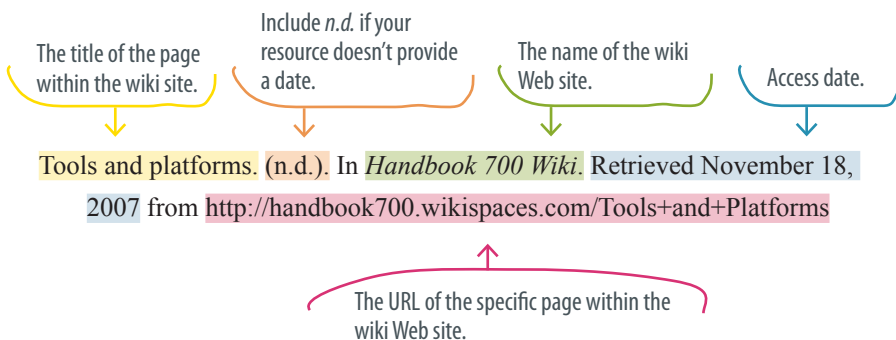


Dynamic Resources

Since dynamic resources shift every time you use them, it is critical to cite the date you found, read, or interacted with the resource. APA considers a lot of dynamic resources as primary research (interviews, for example). The APA style calls for citation of the primary resources in the text of your document but not in the reference list.

APA-46

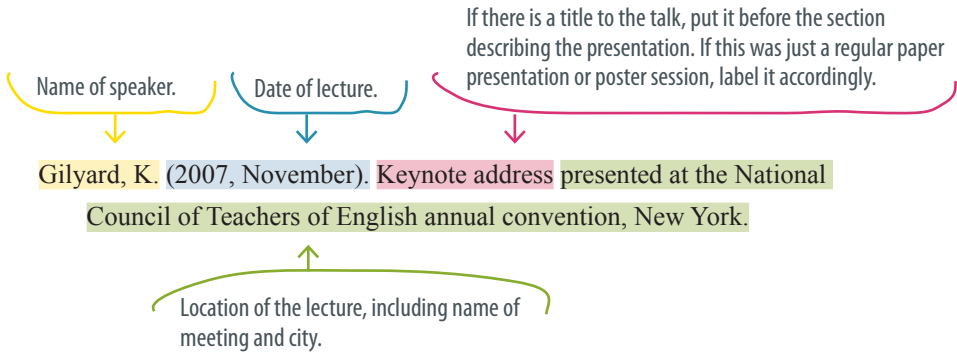
APA-46 Page from a Wiki (dynamic) * Citation Elements: no author, no date, Web page in a Web site, wiki, digital, online



Notice there is no author, nor any date. For a resource that lists no author, start with the title. The majority of the “no date” resources tend to be found on the Internet. You still need to include the date you accessed the resource.

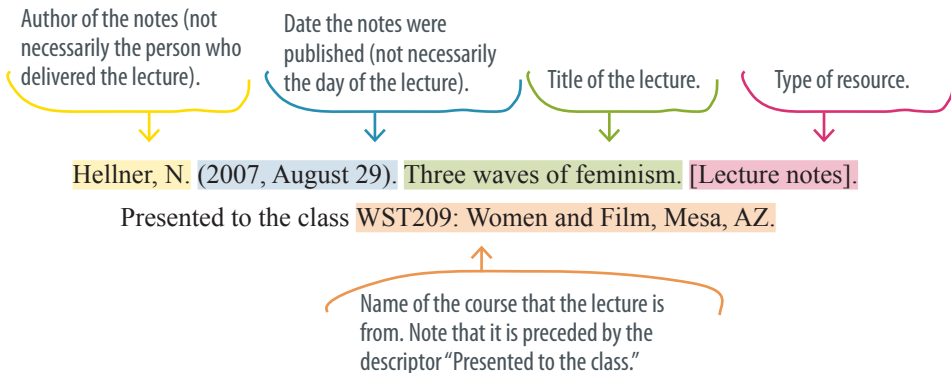
APA-47 Public Address * Citation Elements: single author, lecture or public address, live performance

APA-47



APA-48 Lecture Notes * Citation Elements: single author, lecture notes

APA-48

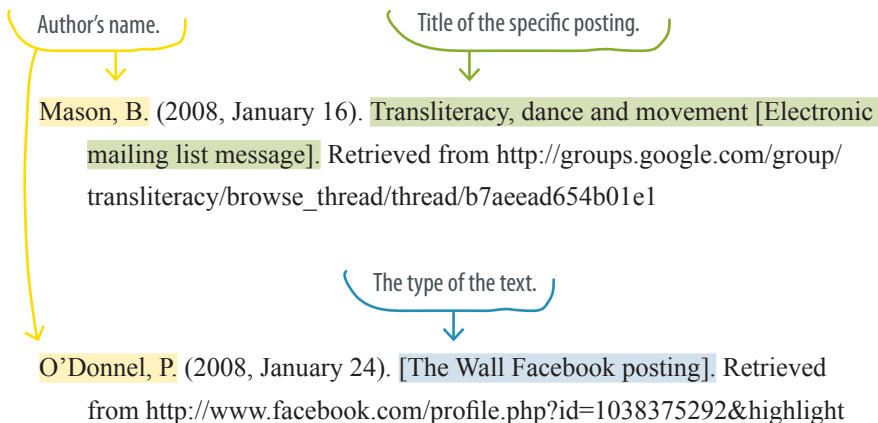


If the lecture notes were posted on the Web, you would cite them like a Web page.

APA-49, APA-50

APA-49 Message Posted to a Discussion Group * Citation Elements: discussion post, online, digital, single author

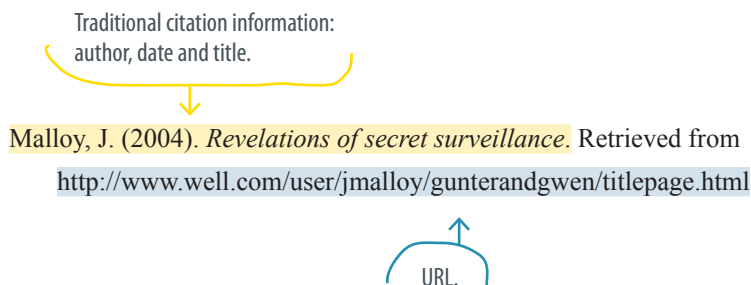
APA-50 Wall Message on Facebook * Citation Elements: discussion post, online, digital, single author



Citing a post to a discussion group or board, listserv, or newsgroup is basically the same; you need an author, the date of the original posting, a title, a brief description of the type of text, and the URL. Notice that a Facebook posting to a Wall or a friend's comments posted on MySpace are very similar to a discussion board posting; therefore, you emulate that citation style.

APA-51

APA-51 Hypertext Fiction * Citation Elements: single author, Web site, online, digital

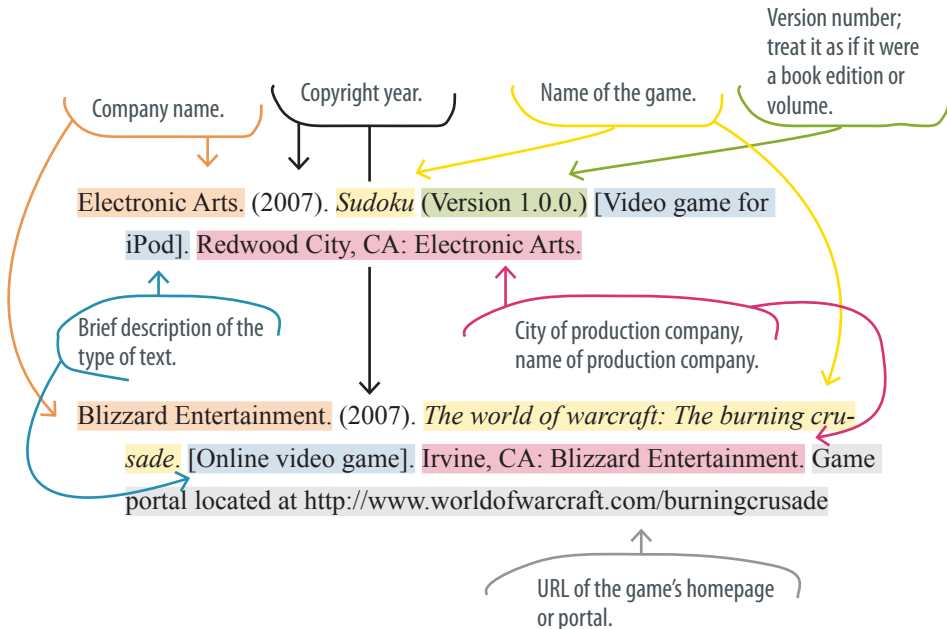


Although hypertext fiction does not change once it is posted (unless the author updates the Web site), the reading experience is different each time a reader moves through the work, selecting different pages in different order.

APA-52 Video Game on Cell Phone or MP3 Player (static) * Citation Elements: video game, digital, edition, corporation as author

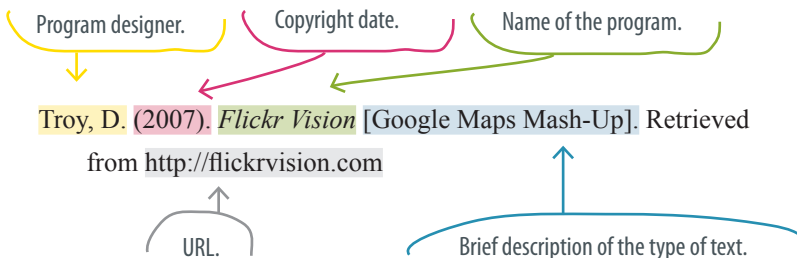
APA-53 Massive Multiplayer Online Role Playing Game (MMORPG) (dynamic) * Citation Elements: video game, digital, online, corporation as author

APA-53, APA-52



APA-54 Flickr Vision * Citation Elements: map or chart, online, digital, complete Web site, single author

APA-54



With the exponentially growing number of software applications, it becomes impossible to provide an example for every type of resource you might find. Therefore, it is

up to you to carefully understand the reasoning behind how a style guide works, note the patterns, and then construct the citation, as we did for the Google Map Mash-Up in example APA-54.

APA style: Some Common Errors

- ❑ Authors' first and last names in the in-text parenthetical citations. You only need the last name in the in-text citation.
- ❑ Omission of publication year in the parenthetical in-text citation. Copyright year appears in the parenthetical in-text citation when it is not referenced in the text itself.
- ❑ "p" and "pp" inserted in citations of journals. These abbreviations for multiple pages appear only in the in-text citation of direct quotes and in newspaper full bibliographic citations. They do not appear in full bibliographic citations of journals or magazines.
- ❑ Omission of paragraph number when quoting from Web sites. A paragraph number is required in in-text citations for Web sites.
- ❑ Spelled-out author's first name in full bibliographic citations. There should be only initials.
- ❑ Capital letters on all key words in resource titles. There should be capital letters only for the first word in a title, the first word after a colon, and proper nouns. The exception is titles of periodicals; all important words should be capitalized in them.
- ❑ URLs in an in-text parenthetical citation; URLs never appear in in-text citations.
- ❑ Insertion of a period after the URL in a full bibliographic citation. URLs are never followed with a period in full bibliographic citations.
- ❑ Confusion between the publication, release, or copyright date and the date of access. Try to figure out which dates pertain to which situation and be sure to keep good records of when you accessed electronic resources.
- ❑ Abbreviated names of months. Months are always spelled out completely.
- ❑ Omission of a word or phrase that describes the type of resource that is not a written document (e.g., DVD, Web log post, Audio podcast, etc.). These descriptions are put in brackets ([and]).

For an example of a complete paper formatted in APA style, see Example 2 in "Research in Progress: Writing a Researched Argument," on page 236.

Figure 13.6 demonstrates what a complete references page should look like in APA style.

ONLINE RESEARCH

16

References

- Bass, F. (2001). *The Associated Press guide to Internet research and reporting*. Cambridge, MA: Perseus.
- Bruckman, A. S. (2005). Student research and the Internet. *Communications of the ACM*, *48*, 35–37. doi: 10.1145/1047671.1047690
- Evans, E., & Po, J. (2007). A break in the transaction: Examining students' responses to digital texts. *Computers and Composition*, *24*(1), 56–73. doi: 10.1146/1067671.1947620
- Helms-Park, R., Radia, P., & Stapleton, P. (2007). A preliminary assessment of Google Scholar as a source of EAP students' research materials. *Internet and Higher Education*, *10*, 65–76. doi: 10.1545/1247674.1347690
- Hunt, T. J., & Hunt, B. (2006). Research and authority in an online world: Who knows? Who decides? *English Journal*, *95*, 89–92. doi: 11.1125/1037671.1547670
- Kress, G. (2005). Gains and losses: New forms of texts, knowledge, and learning. *Computers and Composition*, *22*(1), 5–22. doi: 10.1125/1047371.1045699
- Lunsford, A. (2006). Writing, technologies, and the fifth canon. *Computers and Composition*, *23*(2), 169–177. doi: 14.1445/1447641.1047490
- Tardy, C. (2005). Expressions of disciplinarity and individuality in a multi-modal genre. *Computers and Composition*, *22*(3), 319–336. doi: 10.2145/1247672.1247620
- Walker, B. E. (2006). Google no more: A model for successful research. *Teaching Professor*, *20*, 1–4. doi: 10.1345/3043671.3047390

Figure 13.6 APA References Page.

