

# Education in Pakistan

An Overview

# Basic Structure:

In Pakistan the education system consists of five levels:

1. Primary(grade 1-5)
2. Secondary
3. High education(leading to SSC)
4. Inter mediate(leading to HSSC)
5. University level(undergraduate or graduate)

# Some stats about Literacy Rate in Pakistan:

- **Literacy: definition:** age 15 and over can read and write  
**total population:** 54.9%  
**male:** 68.6%  
**female:** 40.3% (2009 est.)
- **11%(18 million)** Pakistanis have command over English which makes it the **3<sup>rd</sup> largest English speaking nation** in the world.





















# Literacy Rate in PAKISTAN by age:

AGE GROUP	LITERACY RATE
55-64	30%
45-54	40%
25-34	50%
15-24	60%
Stats by:	Wikipedia(2003-4)

# Situation is really CRITICAL!!

- **Pakistan** stands **189<sup>th</sup>** in the world among 205 countries on the literacy rate ranking chart.
- We stand at **125<sup>th</sup>** place in higher education budgets among 132 countries.

**Rank Country****Literacy (%)**

1	<a href="#">Finland</a>	100	
2	<a href="#">Greenland</a>	100	
3	<a href="#">Luxembourg</a>	100	
4	<a href="#">Latvia</a>	99.8	
5	<a href="#">Cuba</a>	99.8	
6	<a href="#">Estonia</a>	99.8	
7	<a href="#">Azerbaijan</a>	99.8	
8	<a href="#">Barbados</a>	99.7	
9	<a href="#">Georgia</a>	99.7	
10	<a href="#">Lithuania</a>	99.7	
11	<a href="#">Slovenia</a>	99.7	
12	<a href="#">Tajikistan</a>	99.7	
13	<a href="#">Ukraine</a>	99.7	
14	<a href="#">Samoa</a>	99.7	
15	<a href="#">Russia</a>	99.6	
186	<a href="#">Morocco</a>	56.1	
187	<a href="#">Mozambique</a>	56.1	
188	<a href="#">Central African Republic</a>	56	
189	<a href="#">Pakistan</a>	54.9	
190	<a href="#">Guinea-Bissau</a>	54.2	

# COMPARISON BETWEEN DEFENCE AND EDUCATION BUDGET OF PAKISTAN

Serial	Financial Year	National Budget (Rs in Billion)	Defence Budget (% of GDP) (% of Budget)	Army Budget (% of Budget)	Education Budget (% of GDP) (% of Budget)
1.	2000/01	700	<b>3.9</b> 19.00	9.28	<b>1.60</b> 0.81
2.	2001/02	751	<b>4.6</b> 17.44	8.52	<b>1.90</b> 0.38
3.	2002/03	742	<b>4.6</b> 19.68	9.03	<b>1.70</b> 1.2
4.	2003/04	828	<b>3.9</b> 21.14	9.78	<b>2.20</b> 1.5
5.	2004/05	903	<b>3.5</b> 21.48	9.52	<b>2.12</b> 1.54
6.	2005/06	1099	<b>3.4</b> 20.38	8.74	<b>2.40</b> 1.27
7.	2006/07	1315	<b>3.4</b> 19.01	8.21	<b>2.42</b> 1.43
8.	2007/08	1874	<b>3.0</b> 14.67	6.35	<b>2.49</b> 1.28
9.	2008/09	2009	<b>2.8</b> 14.73	6.27	<b>2.10</b> 1.57
10.	2009/10	2403	<b>2.5</b> 14.27	6.08	<b>2.05</b> 1.09
11.	2010/11	2764	<b>2.7</b> 15.99	7.49	<b>0.9</b> 0.75
12.	2011/12	2767	<b>2.4</b> 17.89	8.38	<b>0.9</b> 0.58

All figures are updated as of April 2012. Data Sources: Pakistan Economic Surveys of the Ministry of Finance, Brookings, Asia Foundation, Defense.

Courtesy : Perceptor Compiled & Research Report [PCRR], MediaPoint.pk | PakNationalists.com

# What do we need to do???

We stand 189<sup>th</sup> in the world!! What can we do to increase our ranking??  
What are the steps to be taken by government and individuals??  
What's the solution??





# Steps to be taken by Government and Individuals:

- Increase in education budget.
- Awareness campaigns to urge people send their kids to school.
- Provide free of cost standard education facilities.
- Eradicate child labor so that every child goes to school.
- Legislation about the duty of parents to send their child to school.
- Public private sector partnerships should be developed for rapid betterment in educational facilities.