

# EDUCATIONAL TECHNOLOGY

B. Ed (1.5 Years)

Code: 8619

Units: 1–9



Distance, Non-Formal and Continuing  
Education Department  
Allama Iqbal Open University  
Islamabad

علامہ اقبال اوپن یونیورسٹی کی معلومات کے لیے **AIOU Studio 9** یوٹیوب چینل کو سبسکرائب کریں۔

Copyright © 2017 by AIOU Islamabad

All rights reserved. No part of this publication may be reproduced or transmitted in any form or by any mean, electronic or mechanical, including photocopying, recording, on any information or storage and retrieval system, without permission in writing from the publisher.

First Edition .....	1998
Second Printing.....	2001
Third Printing.....	2017
Quantity .....	10,000
Price .....	Rs.100/-
Composer .....	M. Hameed Zahid
Printing Coordinator .....	Printing Press Operations Committee
Printer.....	AIOU-Printing Press, H-8, Islamabad.
Publisher .....	Allama Iqbal Open University, Islamabad.

## COURSE TEAM

**Chairman:** Dr. Muhammad Ajmal Chaudhary

**Members:**

1. Dr. Zafar Iqbal
2. Dr. Amtul Hafeez
3. Dr. Aftab Ahmed
4. Ms. Naila Naseer
5. Ms. Mamoonah Ambreen
6. Ms. Shaheen Ashraf Tahir Kheli

**Course Coordinator:** Ms. Naila Naseer

**Composer:** M. Hameed Zahid



## FOREWORD

In this technology oriented era, educational systems around the world are focusing to introduce new methods and technologies to impart the skills and knowledge to the students which they need in the 21<sup>st</sup> century. This has put an emphasis on teaching profession to shift from traditional teaching towards technology equipped learning environments. However there emerge some challenges i.e. how shall we treat different uses of the same technology? How can we realize the educational potential of technologies? The answers of these challenges lie in the use of educational technology.

Educational technology being the combination of software and hardware aspects of teaching learning process is a powerful tool to bring improvement in education. It also emphasizes on pedagogical uses that technology serves. For many teachers, new educational technologies and facilities can cause some discomfort or even feel threatening due to their lack of adequate preparation in effective pedagogical use and integration into teaching and learning.

I congratulate the Dean Faculty of Education and the course team for designing this course. This course provides necessary information, knowledge and skills to fulfill the demands of bringing technology related content in order to improve pedagogical skills of teachers being trained.

(Prof. Dr. Shahid Siddiqui)  
Vice-Chancellor

## ACKNOWLEDGEMENTS

The Allama Iqbal Open University and the author is grateful to all scholars nationally and internationally and the publishers of various reports and journals whose works were used as reference materials in this course. The quotations used from their works gratefully acknowledged.

I am grateful to Prof. Dr. Shahid Siddiqui, Vice-Chancellor, Allama Iqbal Open University for providing facilities and encouragement for writing study guide.

The Allama Iqbal Open University and the author is grateful to all members of course team for giving their comments to improve the outline providing materials on educational technology.

Prof. Dr. Nasir Mahmood  
Dean, Faculty of Education

## CONTENTS

	<i>Page No.</i>
Foreword.....	v
Acknowledgements .....	vi
Introduction of the Course .....	xi
Objectives of the Course.....	xii
<b>UNIT-1: THE NATURE OF EDUCATIONAL TECHNOLOGY .....</b>	<b>1</b>
Introduction .....	3
Objectives.....	4
1.1 Concept and Scope of Educational Technology .....	5
1.2 The Need for Educational Technology .....	8
1.3 Changing Concept of Education.....	9
1.4 Activities.....	11
1.5 Exercise .....	12
1.6 Bibliography .....	12
<b>UNIT-2: EDUCATIONAL TECHNOLOGY IN LEARNING.....</b>	<b>13</b>
Introduction .....	15
Objectives.....	17
2.1 Theories of Learning .....	18
2.2 The Process of Learning.....	25
2.3 Role of Teacher in Learning .....	26
2.4 Activities.....	28
2.5 Exercise .....	29
2.6 Bibliography .....	30
<b>UNIT-3: DEVELOPING EDUCATIONAL OBJECTIVES .....</b>	<b>31</b>
Introduction .....	33
Objectives.....	33
3.1 Aims Goals and Objectives .....	34

3.2	Characteristics of Objectives .....	34
3.3	Domains and Levels of Instructional Objectives .....	36
3.4	Writing Educational Objectives in Behavioural Terms .....	39
3.5	Activities .....	43
3.6	Exercise .....	43
3.7	Bibliography .....	44
<b>UNIT-4:</b>	<b>THEORIES OF INSTRUCTION</b> .....	<b>45</b>
	Introduction .....	47
	Objectives .....	48
4.1	Developing of Learner's Profile .....	49
4.2	Instructional Strategies .....	51
4.3	Instructional Process for Motivation .....	54
4.4	Activities .....	62
4.5	Exercise .....	63
4.6	Bibliography .....	64
<b>UNIT-5:</b>	<b>INSTRUCTIONAL MEDIA</b> .....	<b>65</b>
	Introduction .....	67
	Objectives .....	67
5.1	Graphic Aids .....	68
5.2	Boards .....	69
5.3	Non-Projected Aids .....	72
5.4	Still Projected Aids .....	74
5.5	Fields Trips and Excursions .....	76
5.6	Exhibition .....	77
5.7	Museums .....	81
5.8	Radio .....	84
5.9	Educational Television .....	85
5.10	Record Player .....	88
5.11	Tape Recorder .....	89



5.12	Video Cassette Recorder.....	89
5.13	Video Discs.....	90
5.14	Language Laboratory.....	90
5.15	Activities.....	91
5.16	Exercise .....	92
5.17	Bibliography .....	92
<b>UNIT-6:</b>	<b>COMMUNICATION .....</b>	<b>93</b>
	Introduction .....	95
	Objectives.....	96
6.1	Nature of Communication .....	97
6.2	Elements of Communication .....	98
6.3	Problems in Communication .....	98
6.4	Theories of Communication .....	106
6.5	Communication and Education .....	110
6.6	Solution of Media for Effective Learning .....	110
6.7	Activities.....	112
6.8	Exercise .....	113
6.9	Bibliography .....	114
<b>UNIT-7:</b>	<b>PLANNING &amp; PRODUCING OF INSTRUCTIONAL MATERIALS .....</b>	<b>115</b>
	Introduction .....	117
	Objectives.....	119
7.1	Instructional Objectives and Media.....	120
7.2	Curriculum Content and Media .....	121
7.3	Teaching Strategies and Media.....	121
7.4	Media and Effective Teaching .....	127
7.5	Production of Instructional Materials .....	128
7.6	Activities.....	134
7.7	Exercise .....	135
7.8	Bibliography .....	136

<b>UNIT-8: ORGANIZATION &amp; MANAGEMENT OF EDUCATIONAL MEDIA</b>	137
Introduction .....	139
Objectives.....	140
8.1 Broad Classification of Materials.....	141
8.2 The Problems and Measures of Procurement of Material .....	142
8.3 Media Resource Centre .....	149
8.4 Activities.....	151
8.5 Exercise .....	151
8.6 Bibliography.....	152
<b>UNIT-9: NEW TRENDS IN EDUCATIONAL TECHNOLOGY .....</b>	153
Introduction .....	155
Objectives.....	155
9.1 Computer .....	156
9.2 Satellite System .....	159
9.3 Teleconference.....	160
9.4 Interactive Video .....	161
9.5 Activities.....	163
9.6 Exercise.....	163
9.7 Bibliography.....	164

## INTRODUCTION OF THE COURSE

In the 21<sup>st</sup> century, and the information age, the economic power of nations is going to be a function of information technology. Recent technological advancements like the internet have digitally transformed the world into a global village. Developments in technology have also created new options for students' learning, particularly for those living in remote areas.

This course (Educational Technology) has a vision to provide an educational experience to students to actively participate in educational programs/teaching learning process. This course contains rich contents on educational technology and its implications in teaching learning process. It also emphasizes that teachers should not simply assume that new technologies are good for education. Instead, they need to make educationally justified and sustainable choices of when and how to use the technologies they decide to adapt or adopt.

Keeping their point in view, this course indicates the role of educational technology in learning process and development of educational objectives. Moreover, it also throws light on organization and management of instructional media, planning and producing of effective instructional materials and new trends in educational technology which will enable students to enhance their learning.

(Naila Naseer)  
Course Coordinator

## OBJECTIVES OF THE COURSE

Hopefully, on the completion of the course, you will be able to:

1. Understand and explain the concept of educational technology.
2. Analyze the role of educational technology in learning.
3. Discuss the criteria of writing objectives in behavioural terms.
4. Recognize, and discriminate between cognitive, affective and psychomotor domains of objectives.
5. Apply theories of instruction into teaching learning process.
6. Inculcate instructional process for motivation and distinguish between different instructional strategies.
7. Discuss and apply the best instructional media to make teaching more effective.
8. Explain the nature of communication and select the best suitable media to make teaching learning process more fruitful.
9. Discuss the production process of instructional materials.
10. Analyze the organization and management of instructional media.
11. Identify new trends in educational technology.
12. Use best suitable educational technology tools in classrooms.

## Unit–1

---

### THE NATURE AND SCOPE OF EDUCATIONAL TECHNOLOGY

---

علامہ اقبال اوپن یونیورسٹی کی معلومات کے لیے **AIOU Studio 9** یوٹیوب چینل کو سبسکرائب کریں۔

## CONTENTS

	<i>Page No.</i>
Introduction.....	3
Objectives .....	4
1.1. Concept and Scope of Educational Technology.....	5
1.2 The Need for Educational Technology.....	8
1.3 Changing Concept of Educational Technology.....	9
1.4 Activities .....	11
1.5 Exercise.....	12
1.6 References.....	12

## INTRODUCTION

Educational Technology is concerned with the development, application, and evaluation of system, techniques and aids to improve the process of human learning.

It could be conceived as a science of techniques, methods and media by which educational goals could be realized. Generally the term "Technology" denotes the systematic application of the knowledge of science to practical tasks in industry. Hence, "Educational Technology" may be roughly defined as the systematic application of the knowledge of sciences to practical tasks in Education. It is not primarily concerned with the task of prescribing the goal although it does help in specifying the goals and translating them in behavioral terms. It is a communication process resulting from the adaptation of the scientific method to the behavioral science of teaching/learning. Educational Technology widely accepted as the application of system approach in the systematic design of a learning system to bring about improvement in teaching-learning evaluation process. It is not an end in itself but a means to accomplish some educational and instructional objectives already determined and clearly defined. It tries to make the whole teaching-learning process more and more meaningful for both the teachers and the learners. It modifies teacher's method of teaching and learner's behavior for their own betterment and for the betterment of the mankind. It is not the same thing as instruction or education or learning but an aggressive invention which includes in itself everything that helps in shaping personality.

Earlier the Concept of Educational Technology was used as a synonym to audio-visual aids like pictures, charts, maps, and models meant for direct teaching-learning. With the advent of physical science and electronic revolution there came an era of hardware and software like projectors, tape-recorders, radio and T.V. etc. Then came the age of mass media which led to massive communication revolution for instructional purposes with the advent of programmed instruction and programmed learning, a new dimension of educational technology came into existence it has individualized the process of education and introduced a system of self learning in the form of self- instructional material and teaching machine. The concept of programmed learning added another dimensions to the meaning of educational technology when some new devices and approaches such as Micro-teaching.

In other words we can see one aspect of Educational Technology related to the use of specific techniques such as 'educational television, radio, programmed learning and other audiovisual aids. In another aspect, Education Technology is seen as the application of scientific and other organized knowledge to the practical problems of education.

In the particular context of the developing countries, the emphasis is on the application of techniques and knowledge with a view to mobilizing and optimizing the available human as well as technological resources.

Educational technology is seen both as a means as well as service to effect and facilitate better and more productive learning systems. It may be defined as a separate field in the theory of education dealing with the development and application of the use of educational resources.

Educational Technology should not be confused with teaching or instruction or education or learning or engineering but it should be taken as a sum total of all such aspects which go a long way in shaping the personality of the learner in a meaningful context.

It is neither technology in education nor technology of education but both and all pervasive which pervades the whole teaching-learning process to make it meaningful for the teacher who teaches and the learner who learns and modifies his behavior for his own betterment and the betterment of mankind.

## OBJECTIVES

After reading this unit, students will be able to:

1. Understand the concept and scope of educational technology.
2. Comprehend the nature of educational technology.
3. Grasp the changing concept of educational technology.
4. Know the need of educational technology.



## 1.1 CONCEPT AND SCOPE OF EDUCATIONAL TECHNOLOGY

Following is elaborated the concept and scope of educational technology separately:

### 1.1.1 Concept of Educational Technology

Kumar (2017) elaborated the concept of educational technology by compiling different definitions related with educational technology.

**G.O. Leith:** “Educational Technology is the application of scientific knowledge and learning and the conditions of learning to improve the effectiveness and efficiency of teaching and training.”

**Robert A. Cox:** “Educational Technology is the application of scientific process to man’s learning conditions.”

**John P. Dececco:** “Educational Technology is the form of detailed application of psychology of learning to practical teaching problems”

**E.E. Hadden:** “Educational Technology is that branch of educational theory and practice concerned primarily with the design and use of messages which control the learning process.”

**Richmond:** “Educational Technology is concerned to provide appropriately designed learning situations which, holding in view of objectives of the Teaching of Training, being to bear the best means of instruction.”

**S.S. Kulkarni:** “Educational Technology may be defined as the application of the laws as well as recent discoveries of science and technology to the process of education.”

**S.K. Mitra:** “Educational Technology can be conceived as a science of techniques and methods by which educational goals could be realized.”

**Robert:** “A. Cox A Tool for Development 1970). The application of scientific man’s learning conditions is what has come recently to be called ‘educational instructional’ technology.”

**D.E.S. Working Party (U.K.):** “Educational Technology is the development, application and evaluation of systems, techniques and aids in the field of human learning.”

**Robert M. Gange:** “Defined Educational Technology as The Development of asset of systematic techniques and accompanying practical knowledge for designing, operating schools as educational systems.”

### 1.1.2 Scope of Educational Technology

Shairathe (2015) elaborated the scope of educational technology as following:

- **Analysis of the process of teaching and learning:** Educational technology tries to

discuss the concept of teaching, analysis of the teaching process, variable of the teaching, phases of teaching, levels of teaching, theories of teaching, principles and maxims of teaching, the concept of learning, the relevance of the theories of learning, the relationship between teaching and learning, the integration of the theories and principles of teaching as well as learning for attaining optimum educational purposes.

- **Spelling out the educational goals or objectives:** Educational technologies to discuss the topics such as identification of educational needs and aspiration of the community, survey of the resources available for the satisfaction of these needs and aspirations, spelling out the broad educational objectives, analysis of the broad in terms of the specific classroom objectives of teaching and learning, specific of these objectives in behavioral terms, etc.
- **Development of the curriculum:** This aspect of educational technology is with the designing of a suitable curriculum for the achievement of the objectives, It may describe the ways and means for the selection of suitable learning experiences or contents, organization of these contents in a suitable framework in order to bring out more effective instruction and thus analyze the suitability of the curriculum in relation to the objectives, means and materials, and devices of evaluation.
- **Development of teaching-learning material:** This area of educational technology is concerned with the production and development of the suitable teaching-learning material in view of the stipulated objectives, designed curriculum and available resources. Here educational technology tries to discuss the essential techniques of developing software and instructional material like programmed learning material, computer assisted the learning material, mass media instruction material, personalized system of instruction planning for teaching and learning and preparation of lesson plans, etc. respective roles of the man, machine and media in relation to the purpose of teaching and learning.
- **To provide essential feedback and control through evaluation:** Educational technology is essentially concerned with the task of exercising appropriate control over the process of teaching and learning by planning and devising suitable tools and devices for the continuous evaluation of the process and products of the teaching- learning activities. Such evaluation provides an appropriate feedback to the learners as well as the teachers for bringing necessary improvement at the teacher for bringing necessary improvement at the preparatory and implementation stages of their specific acts. For this purpose, educational technology discusses the ways and means of suitable evaluation techniques and their planning, development selection and appropriate use in relation to the objectives of teaching-learning systems.

Parankimalil (2015) also elaborated the scope of educational technology in more detail. He says that educational technology is as wide as education itself. Educational technology implies the use of all educational resources i.e. Men, Materials, Methods and Technique. Means and Media in an integrated and systematic manner for optimized learning. The below mentioned technologies are included in it.

- **Behavioral Technology:** Behavioral technology is the important component of

Educational Technology. It puts emphasis on the use of psychological principles in learning and teaching so that the behavior of the teacher and pupils may be modified in accordance of the teaching objectives.

- **Instructional Technology:** Instructional Technology means a network of techniques or devices employed to accomplish certain defined set of learning objectives. Instructional technology implies the application of psychological, sociological and scientific principles and knowledge to instruction for achieving the specific objectives of learning.
- **Teaching Technology:** Teaching is the social and professional activity. It is a process of development teaching is system of actions which induce learning through inter personal relationship. Teaching technology is the application of philosophical, sociological and scientific knowledge to teaching.
- **Instructional Design:** In order to bring desired changes in the pupils behavior, the teaching situations, working tools and new approaches were considered important in addition to the learning principles. The composite form of all these is instructional design.
- **Training Psychology:** Training psychology is an important method of teaching and learning. Its development resulted out of the research work carried out on the complicated training problems and situations.
- **Cybernetic Psychology:** It's a part of training psychology. Cybernetic psychology accepts human beings as machine. Cybernetic psychology emphasizes the fact that all the methods of feedback bring the desired changes by controlling the behavior of the pupil.
- **System Analysis:** System Analysis is a problem solving process in which the management are diagnosed and by using an appropriate method for so problem, evaluation is carried out.

The working areas of Educational Technology include the following:

- Curriculum Construction,
- Teaching-Learning Strategies,
- Audio-Visual materials,
- Determining Educational Objectives,
- Training the teachers,
- Feedback,
- Hardware and Software etc.

In short, the scope of Educational Technology extends to all resources (human and non-human) for the augmentation and development of education. Thus, Educational Technology has a wide scope.

### 1.1.3 Nature of Educational Technology

Kumar (2017) explains the nature of educational technology as following:

- The basis of educational technology is science.
- Educational Technology studies the effect of science and technology upon

education. In other words, science and technology are used under educational technology. H the practical aspect of science.

- Educational Technology is a continuous dynamic, progressive and effect-producing method.
- New conceptions are possible only due to educational technology such as pro learning, micro-teaching, simulated teaching, interaction analysis, video-tape recorder, projector and computer, etc.
- Educational Technology accepts schools as a system. In this system, the school furniture and teachers act as input while various methods, techniques, strategic teaching and examination with the help of audio-visual aids function in the I process. Lastly, the output is in of form of ability of the pupils.
- Audio-visual aids cannot be termed as educational technology. It is because its only with the process-aspect of educational technology and not with the input a aspects. But if these A.V. aids are used to achieve educational objectives, then put in the category of Educational technology.
- Programmed Instruction is also different from Educational Technology. Its main cause is that the student learns himself during the programmed instructions. It does interaction between pupil and teacher.
- Hence, it can be used only for limited objectives and limited subject-matter. Therefore programmed instruction is merely a part of educational technology.
- Engineering Technology is not the educational technology because the engineering technology has manufactured radio, tape-recorder, video-tape and T.V., etc. which are used in teaching as audio-visual aids, but still engineering technology is different from educational technology. In education, it is accepted as hardware approach only.
- Educational Technology cannot solve each and every problem of education. It can be used successfully in teaching and instructional system only.

Some people assume that educational technology will replace the teacher which will make the teacher unemployed one day. It is their mistake. Educational technology can never replace the teacher. It is because of three aspects of educational technology. These are:

- Input,
- Process and
- Output

Input is the teacher's job and therefore, educational technology cannot snatch the place of a teacher. In spite of this, educational technology develops cognitive domain only and not the affective domain. Affective domain can only be developed when an interaction between teachers and pupils takes place. Hence, educational technology cannot replace the teacher.

## 1.2 CHARACTERISTICS OF EDUCATIONAL TECHNOLOGY

Kumar (2017) elaborated following characteristics of Educational Technology:

1. It is based on scientific and technological advancements.

2. It is more a practical discipline and less a theoretical one.
3. It is a fast growing modern discipline.
4. It makes use of the research findings of psychology, sociology, engineering, sciences and social psychology etc., and applies the same to the field of education.
5. It brings pupils, teachers and technical means together in an effective way.
6. It is the science of techniques and methods. It locates the problems in the field of education, remedies them and ultimately aims at improving the educational system.
7. It is bound to improve the teacher, the learner and the teaching learning process.

### **The Need for Educational Technology**

The need for educational technology cannot be denied in teaching learning process. Educational technology cannot be taken as a synonym to audio-visual aids, and technology in education emphasizes the concept of service, i.e. the use of different equipment, gadgets, and mass media. Educational technology must mean technology of education presenting itself as a system for bringing improvement in the total process of teaching-learning by carefully analyzing its problems and reorganizing all available resources in an economic way for obtaining the optimum results.

Educational technology cannot be viewed in terms of its parts or processes. Instructional technology, teaching technology, behaviour technology, programmed learning, micro-teaching, system analysis, management of teaching-learning, teacher or pupil behavior, etc. are all its constituents and resources. Not a single one of these alone is enough to represent the educational technology. All these branches, innovations, approaches, and strategies integrated as a whole according to the needs and requirements of the system represented by educational technology at a particular time in a given situation for accomplishing objectives. To better understand the need of educational technology, it is important to the general and specific objectives of educational technology. **The objectives of Technology at macro level or broad level are to:**

- Identify educational needs of the community.
- Determine the aims of education.
- Develop a suitable curriculum.
- Determine appropriate strategies.
- Identify the resources-human and non-human.
- Locate the major obstacles in the way of proper development of learners.
- Suggest remedies to overcome the above traced out obstacles.
- Manage the whole system of education (Kumar, 2017).

### **1.3 CHANGING CONCEPT OF EDUCATIONAL TECHNOLOGY**

Kumar (2017) argued that “technologizing education is to optimize learning endeavors” In Educational Technology, both hardware and software mechanisms are involved. Garrison (1989) opines “technology will be viewed here as having both a process (software) and a product (hardware) component, where process is the creative application of knowledge of purposeful activities. A subset of hardware is media, where media are the devices used to information”. In Educational Technology, hardware covers TV,

Computer, Overhead projector, Tape Recorder, Teaching machines etc. Software includes audio/video cassettes, Filmstrips, micro films, slides etc.

Educational Technology is comprehensive. It is associated with all aspects of educative methods, teaching strategies, learning materials, handling of various equipment etc.

The following 4 M's are the major components of Educational Technology:

(i) Methods, (ii) Materials, (iii) Media, (iv) Manpower.

**Methods:** It is concerned with the devices such as Programmed Learning Team Teaching Micro Teaching, and Personalized System of Instruction in Teaching Learning situations.

**Materials:** Instructional materials such as Programmed Text book the material of this may be handwritten or printed.

**Media:** The media used here are audio, or visual or audiovisual. A few examples are radio, tape recorder, charts, films, educational television etc.

**Man Power:** Man power controls educational technology in every way. Educational Technology without man is zero.

### 1.3.1 Technology of Education and Technology in Education

The term 'technology in education' refers to the use of technological advancement such as various equipment, material and machines for education purposes. It involves the increasingly complex range of audio-visual equipment, hardware and sophisticated electronic devices like projectors, films, radio, television, tape recorder, teaching machines, tele-text and computer aided instructions for individualized and group learning.

The term 'technology in education' is thus a service concept like technology in the service of farming or agriculture or science in the service of mankind. In this sense, educational technology can provide its services to the teachers on the following grounds: For explaining the purpose and functions of different forms of appliances, equipment and audiovisual material and mass media. For providing training in acquiring the material and handling the equipment to overcome their reluctance to use new media and material. For showing the relevance of the use of the equipment and material in the context of individualized and group learning for achieving the goals of formal or non-formal education.

The term 'technology of education' or 'educational technology' cannot limit itself to the role of service as confined in the case of technology in education. The term, technology of education, does not represent something added or helped from outside as sounded in the case of technology in education. It signifies a system or technological approach to the problems of education. Emphasizing on this point of view, it is viewed



that:

“The strongest protagonists of educational technology are not, however, satisfied with a role limited to technology in education and the provisions of audio-visual aids. they see themselves as crucially involved in the designs and evaluation of systems of learning involving an understanding of the psychology of learning and of communication and information the to be used to established a rational for good teaching practice which uses a variety of media at d modes and which enables the teacher to deploy his skills more effectively and apply them more widely.” This is technology of education.

## CONCLUSION

Educational technology is not confined to the use of audio-visual aids, software materials and hardware equipment or be limited to the use of psychological principles and instructional theories for bringing improvement and evaluation of the teaching-learning process. But a wise and judicious application of the available human and non-human resources for enhancement of the teaching-learning process and to provide appropriate solution to the problems in education.

## 1.4 ACTIVITIES

1. Visit nearest library and read recent material on educational technology. Then make a chart and outline the significance of educational technology in the modern age.

---

---

2. Sit in a group and discuss the difference between educational technology and technology in education.

---

---

## 1.5 EXERCISE

1. Discuss in detail the definitions of educational technology and write down your own definition of educational technology.
2. Write a note on the significance of educational technology.
3. Why we need educational technology in teaching learning process? Give your own reflection.
4. If you have to teach at primary level, how you will incorporate the basics of educational technology into your teaching? Discuss.
5. Critically reflect on the statement that “technologizing education is to optimize learning endeavors”.
6. Discuss the scope of educational technology in our schools.

## 1.6 REFERENCES

- Kumar, S. (2017). Complete Information on Educational Technology - Characteristics Nature, Objectives and Components of Educational Technology. Retrieved from <http://www.publishyourarticles.net/knowledge-huh/education/complete-information-on-educational-technology-characteristics-nature-objectives-and-components-of-educational-technology/5364/>, Accessed on January 23, 2016
- Parankimalil, J. (2015). Scope of Educational Technology. Retrieved from <https://johnparankimalil.wordpress.com/2015/01/20/scope-of-educational-technology/>, Accessed on January 23, 2016
- Shairathe (2015). Educational Technology Chapter I - Meaning, Nature, and Scope. Retrieved from <http://futureepistemologist.blogspot.com/2015/07/educational-technology-leaning-nature.html>, Accessed on January 23, 2016.



## Unit–2

---

---

# EDUCATIONAL TECHNOLOGY IN LEARNING

---

---

علامہ اقبال اوپن یونیورسٹی کی معلومات کے لیے **AIOU Studio 9** یوٹیوب چینل کو سبسکرائب کریں۔

## CONTENTS

	<i>Page No.</i>
Introduction.....	15
Objectives .....	17
2.1 Theories of Learning.....	18
2.2 The process of Learning.....	25
2.3 Role of Teacher in Learning.....	26
2.4 Activities .....	28
2.5 Exercise.....	29
2.6 References.....	30

## INTRODUCTION

The notion of learning is very important in psychology and education. Each individual is born with some native endowments which determine his responses. These native tendencies are not enough in the struggle for existence. Any organism at any stage of its evolution, is not only in an environment but is being reacted upon by that environment and reacting in turn to it. And all such action-reaction behaviour involves changes and modifications of the organism, as well as (in some cases) changes in the environment. That is why learning is called the modification of behaviour through experience and training. It is, therefore, growth, a developmental process. What man learns actually is determined on the one hand by his constitution, and on the other by the demands which the environment makes upon him.

Learning is the key process in human behaviour. Parents and teachers are greatly interested in the child's learning. His instincts, attitudes, appreciation, skills and abilities are primarily the product of learning. It influences our language, our interests and even our goals. Child learns to sit, stand, walk or way to talk. He learns to hold a pen and to write. He makes use of language to identify natural objects. He classifies objects such as grapes, bananas, mangoes, apples etc. He distinguishes between a crow and a monkey. A few days back he preferred to play alone, but now he enjoys the company of his classmates. All these points emphasize that change is taking place in child behaviour, or we may say that learning has taken place. Whenever there is complexity in life, learning tries to solve it and it is in this light that learning is also known as a process of problem-solving.

Briefly speaking, learning is a change in behaviour-organization. It is the organism as a whole that learns. Psychologists remark, "Learning reconstruction, combines thinking, skill information and appreciation in a single unitary process, and it is characterized by flexibility, since it must constantly adapt itself to the circumstances of the situation and the environment." Thus, the child in the school learns many subjects and gradually finds himself a total changed man, he learns a sense of personal worth and his whole self is changed. Therefore, teachers should remember that they are dealing with pupils as persons and they should be very careful in doing so.

Moreover, in its biological nature, it is the capacity to be found in the plasticity of the nervous system which is due to the changes occurring in the formation of bonds and connections. Learning is the super-structure of personality and character built upon the foundation of natural inherited organs by coming into contact with the world. Thus learning is life and life is learning. Every experience is learning. Psychologists say that the process of learning is the vehicle by which the individual changes from a bundle of potentiality to an active organism with ideas, habits, skills and other personality characteristics.

In the process of learning, needs arise, goals are set up, adjustments begin, changes in behaviour take place to stabilize the personality. Further, learning involves problem-solving i.e. understanding and discovering relations between different contents in a

situation. Here one may- argue that why should one learn? The answer is that learning is an activity aroused by personal and social demands. Hence it is the demand of the individual himself; it is the demand of the society who makes him feel to learn. But, the individual may learn things both desirable and undesirable. The task of education should be to enable the individual to learn the desirable and eliminate the undesirable. So it can be said that learning is a process of improvement.

Learning at all stages is a continuous process involving progressive organization of human behaviour, to meet new developments in the environment. A few defining characteristics of learning may be mentioned as under:

- Firstly, all living is learning i.e. the individual is in active relation with his environment.
- Secondly, it results in a change in behaviour. We can note a change in the student's response to the teacher questions after lecture. It is a change of behaviour influenced by previous behavior. It is an activity that leaves a more or less permanent effect on later activity.
- Thirdly, learning is an adjustment. Most learning in children, consists in modifying, adapting and developing their original nature. In later life individuals acquire new forms of behaviour.
- Fourthly, it comes about as a result of practice. This characteristic eliminates such phases of change as illness and maturation. Potent effects of motivation on behaviour are worth consideration here.
- Fifthly, learning is universal. Every creature that lives learns. Man learns most. Human children have the longest period of immaturity and helplessness, and hence the longer period for opportunity for learning. The human nervous system is very complex, so are human reactions and human acquisitions.
- Sixthly, learning is a relatively permanent change. After a rat wakes from his nap he still remembers the path to the food.
- Seventhly, learning is growth. It is never-ending growth. At each stage the learner acquires new visions of his future growth and new ideals of achievement in the direction of his effort. Each achievement forms the basis of a fresh endeavour, and thus the constant urge of his soul to newer and higher ideals of work and achievement is progressively fulfilled.
- Lastly, learning is not directly observable. The only way to study learning is through some observable behaviour. Actually, we cannot observe learning, see only what precedes performance, the performance itself, and the consequences of performance.

Learning is not confined to human beings only. Animals also learn in a similar fashion. The juggler makes the monkey to learn so many tricks. Dogs are trained to catch thieves, elephants are taught to perform circus tricks, pigeons learn to play pingpong. Dolphin fish are noted for playing net-ball or passing through a ring. The only difference in animal, learning and human learning is in the extent of learning because learning depends upon their mental structure.

What role can educational technology play to make the learning more effective and efficient? Effort has been made in this unit to highlight process of learning and particularly the role of teacher and technology in learning.

## OBJECTIVES

After studying the material, it is hoped that you will be able to:

1. Define the term learning;
2. Discuss various theories of learning;
3. Evaluate educational implications of theories of learning;
4. Explain the process of learning; and
5. Specify the role of teacher in learning.

## 2.1 THEORIES OF LEARNING

Various theories of learning have been put forward to explain the nature of the learning process. All these can be broadly classified into two categories:

1. Connectionist or Behaviourist or Mechanicalist or Associative or S-R-theories.
2. Cognitive or Gestalt or purpose or Organismic or Field or S-O-R theories.

### (a) S-R Theories

Generally a student of psychology understands the paradigm S-R, which means that stimulus is connected with and leads to response. Stimulus is any change in external energy which excites the nervous system and brings about a response. Thus, response is the end product of the S-R chain. Complex responses from behaviour. Certain responses follow certain stimuli. Learning is a matter of connection between S and R. What we learn are habit and tendencies. The theory explains that the learner solves his problems by assembling his past experiences and responds to the new problem either according to elements common to the old and new 'situations, or according to some aspects of' the new situation which are similar to the old situation. If there is no similarity, we indulge in trial and error behaviour. When these circumstances are studied and put together in some logical form, we have a theory. Within this broad category, the following three theories will be discussed in detail:

- (a) Pavlov's Classical Conditioning Theory.
- (b) Thorndike's Trial and Error Theory.
- (c) Skinner's Operant Conditioning Theory.

### *Skinner's Operant Conditioning Theory:*

An American behaviourist, B. F. Skinner introduced his learning theory of operant conditioning. His theory is based upon the concept that learning is a function of change in overt behaviour. Changes in behaviour are the result of an individual's response to events (stimuli) that occur in environment. A response produces a consequence such as singing a song, defining a word, hitting a ball, or solving a math problem. When a particular stimulus. Response (S-R) pattern is reinforced (rewarded), the individual is conditioned to respond. Reinforcement is the key element in Skinner's S-R theory. It could be verbal praise, a good grade or a feeling of increased accomplishment or satisfaction. It also includes negative reinforcement which is punishment. Skinner's theory is widely applied in clinical setting and in teaching-learning environment.

### (b) Theory

S-O-R theory points out that even, with appropriate past experience, the organism may not solve the problem it is presented one way, and will solve it if it is presented in another way, because there is a spontaneous reaction to the contemporary structuring of the field which is not necessarily dependent, upon its previous experiences. The supporters of this theory believe in an intervening process or intervening variable, as there is no such variable present in S-R theory, according to the connectionist viewpoint.

As regards the nature of this intervening variable, the human being is believed to have a mind that controls behaviour to some extent. So we think, we know, we are conscious, we have purpose, we imagine, we believe, we will. Whereas according to the connectionists, the human organism works only on S-R pattern like a highly complex machine and the will, the purpose, the intention, have no place here. Field theorists take these processes into consideration and make 'cognition' a significant aspect of their theory. They look upon the learner as a dynamic energy systems set into an environment, that is in turn a complex of other energy systems. Both the learner and the environment are dynamic and not passive. They both act and react in a field. Within this broad category the following two theories will be discussed in detail:

- (a) Gestalt or Insight Learning Theory.
- (b) Kurt-Lewin's Field Theory.

***Gestalt or Insight Learning Theory:***

Wulf (1996) says that Gestalt theory focused on the mind's perspective. The word "Gestalt" came from German Language which is used for pattern, figure, shape or form. But in learning, it concentrates on the way in which the mind insists on finding patterns in things, and how this contributes to learning, especially the development of "insight".

Gestalt became one of the main theories of learning. The three main German Gestalt theorists were Wertheimer, Kohler and Koffka. The Gestalt theory proposes that learning consists of the grasping of a structural whole and not just a mechanistic response to a stimulus. Experimental work of Gestalt learning is primarily about problem-solving capacities of animals (chimps). Gestalt theory encourages learner to discover the underlying nature of a topic or problem. In other words, how do the elements relate to each other? How can they be restructured so that learner gains knowledge?

***Kurt-Lewin's Field Theory:***

Lewin was a neo-gestaltist, who transferred the Gestalt learning model to everyday situations. He believed that behavior is a function of the field that exists at the time the behavior occurs. He proposed that human behavior is a function of both the person and the environment in which the behavior takes place, including the social parameters. He also understood a dynamic interaction of elements in the field. He believed that behavior was purposeful and visualized the individual as existing in a field of forces which included two things:

1. + Valence forces, which attract the people, and;
2. - Valence forces, which repel the people.

The blending of these fields produced an approach/avoidance dynamic. According to Lewin, learning is essential to coping with these opposing force fields. Changes in valences and values are important to the learner's ability to deal with ongoing situations. Lewin also believed that a holistic investigation of human behavior and learning must include the environment in which the learning is taking place, including the psychological environment of the learner and other with whom he interacts.

For a thorough understanding, the following diagram will suffice the purpose.

### THEORIES OF LEARNING

#### Connectionist Theories (S-R)

- Pavlov's Classical Conditioning
- Thorndike's Trial and Error or Operant Conditioning Theory
- Skinner's Operant Conditioning Theory
- Miller's Theory
- Hulli's Theory
- Watson's Theory
- Guthrie's Sign Learning Theory

#### Cognitive Theories (S.O.R)

- Gestalt or Insight Theory
- Kurt – Lewin's Field Theory

#### c) *Associate Learning Theory (Behaviouristic View)*

In the early 20<sup>th</sup> century Russian Psychologist Ivan Pavlov did his experiment on reinforcement with his dog and got Nobel prize. He created the first learning theory which precedes the reinforcement learning theory. Classical conditioning does not involve rewards and punishments which are key terms in the reinforcement learning theory. Classical conditioning focuses on creating relationships by association. In his major experiment, there was a dog, a bell, food and salivation.

- A dog sees his food and salivates. An unconditioned response.  
Food → Salivation
- Unconditional stimulus → unconditioned response.
- A bell is rung at the same time that a dog sees his food and salivates. This is repeated several times. A bell is rung without the food and the dog salivates.  
Bell → Salivation  
Conditioned Stimulus → conditioned response.

A bell is rung and no food is given to the dog. This repeated several times. A bell is rung without food and the dog no longer salivates.

Bell → No Salivation  
Stimulus → No response  
(Mergel, 1998)

This is learning from the behaviouristic viewpoint. According to this viewpoint learning is "formation of conditioned reflex" or "acquisition of involuntary anticipatory



adjustment" or "a habit formation" so that behaviour may become automatic. By "anticipatory adjustment" Pavlov meant "organic behaviour" which is "not complete" but "with a gap in the whole equilibrium pattern". For example, hunger in which saliva gastric juice, function of the stomach, etc, are the organic behaviour with a gap, and so incomplete. It becomes complete when the object of hunger is obtained. Importance of anticipatory adjustment is very great because, firstly, it is the foundation of all voluntary behaviour. Secondly, it is the active desire that sets the goal and makes the organism strive. Thirdly, it determines "the mind-set" or "organic pattern of readiness." Unless this organic pattern takes place within, no real learning can appear. If one can control this anticipatory adjustment one can also control learning. This controlled learning is conditioned learning. Here the thing to be learnt is termed as cue stimulus, and this is then followed by a satisfying stimulus. This combination is repeated again and again and ultimately the learning of the cue-stimulus is established. This is conditioned learning.

Conditioned learning is also accompanied by a generalization of the experience. For example, a child whose fear is conditioned to a white rat also begins to fear a rabbit, cotton wool, a white fur coat, and other similar objects. When the same process is repeated again and again for a long time after the conditioning has taken place, it produces adverse effects. The conditioned S-R becomes extinguished. For example, repeated exposure of the rat may gradually reduce the fear after it has been conditioned.

Conditioned learning actually means responding normally by a natural response to an unnatural situation or stimulus, when in fact, the response is to be in the presence of the natural stimulus. A child feels watering of the mouth when he see or smells food and not by simply hearing the dinner bell. But it is also a common experience that the ringing of recess bell in school leads to watering of the mouth. This learning, or watering of the mouth on hearing the bell, is conditioned learning. It is established when repeatedly the recess, bell is followed by some refreshments, meals or lunch during recess, then bell and food are associated in quick succession. Much of the learning is by conditioning. Fear, anger and many such reactions are aroused by unnatural, irrelevant or unusual stimuli. The approaching peon of the boss, for example aroused nervousness and fear, though the peon himself is harmless and innocent. But that peon always brought some unpleasant message, letters or news from the boss's office and so the person is conditioned to the approach of this peon which leads to arousing of fear and nervousness. Similarly, if two friends have been seen together a number of times, seeing one makes one to think of the other. These are all illustrations of associative connections. This idea of association has been the basis of the conditioned response theory, according to which learning consists in building up of new associative bonds between a stimulus and a response.

#### **d) Educational Implications**

Many items of school subjects are learnt more adequately through the process. Reading, writing and spelling are learnt more effectively through the process of conditioning. Direct method of teaching English is just process of conditioning. We learn many things in a better way through this process and that is perhaps the reason why language is more efficiently learnt by living in the society in which it is spoken. Teaching through visual aids also implies the same principle.

Discipline may also be caused through conditioning. Good sentiments, good habits, virtues and ideals etc., which are the component of discipline, are effectively learnt through the process of conditioning and they are learnt more surely, in a society in which they are actually lived and acted upon.

Classroom procedures are often far removed from the natural procedures required for the process of conditioning. Languages are taught as they ought to be in connection with many vivid and wide different experiences. If regulations, commands and virtues are followed by friendly behaviour, and the most sympathetic attitude of the teacher can, bring about a compliant emotional tone in the class that no amount of punishment can accomplish. But uniformity of procedure is essential. Voluntary action may be controlled through reasoning, punishment or a reward, but if its involuntary basis is neglected, it will not endure. Conditioning, involuntary responses are controlled through the cue stimuli.

Many of our fears and phobias may be traced back to some kind of conditioning. When things and objects associate with an unpleasant experience a sort of generalization is made, phobias appear. Such fears and phobias can be removed by de-conditioning. Dislike for a teacher or certain school subjects can also be overcome through reconditioning by associating pleasant stimuli with them.

The conditioned response theory may also help in explaining many of our repugnance's and unexplained reactions to people, places and things. Such conditioning often takes place in childhood, and though the real causes are not known the effects remain. In this way, many of our reactions are not natural but simply caused by conditioning.

In experimental psychology, the theory of conditioned reflex occupies an important place and has revolutionised child learning. Before the advent of this theory, the knowledge of the process of learning was vague. It is now a psychological truism that the child's learning consists in the establishment of conditioned reflexes through (the) formation of permanent habits. The intelligent learner can establish conditioned reflexes with facility, while the idiot cannot. Lastly, this theory brings learning under the teacher's control, making desired learning conditioned by situations created or regulated by the experimenter himself.

“Different kinds of habits based on training, education and discipline of any sort are nothing but a long chain of conditioned reflexes.” Pavlov.

#### **e) Some Objections**

In spite of the above merits, the conditioned reflex theory of learning is open to serious defects. It is a mechanical theory overlooking the learner's attention and other higher mental processes and in default of these conditions, this theory does not work. Learning depends largely upon the learner's will, interest and attention. Further, not all stimuli can be conditioned by unconditioned ones. For example, the child's natural love for the mother cannot, normally, be conditioned by the unconditioned stimulus of seeing

somebody else, whom he naturally hates, associated with the mother. Secondly, the theory of conditioning lays emphasis on repetition of stimulus and response to strengthen the connection between them. Thirdly, the theory is not put forward as an explanation of learning. It merely states the conditions of learning. The condition that must be present, if learning is to occur, are but two unconditioned or well established conditioned responses and time. A certain amount of frequency or duration of time, is required to permit effective factors to operate. The space of time separating the two stimuli or responses to be connected must be too great for the backward or forward spread of association. Finally, the theory has been considerably elaborated into ascending order of conditioning to explain the higher thought and reasoning processes and even voluntary activity. While conditioning gives it plausible account of the conditions of specific learning, particularly those involving emotional reactions, its adequacy in the case of complex thought processes is widely questioned. To the educator, in particular, it is of no apparent value in describing the high stages of learning.

**f) S-R Bond Theory or Thorndike's Trial and Error Theory**

Edward Lee Thorndike (1874-1949) is generally considered to have been the foremost educational psychologist, not only of the United States but of the world. He contributed to research and theory in the field of learning and genetic psychology, testing and social psychology. Thorndike first stated the elements of his theory of learning in 1913, that connections are formed in the nervous system between stimuli and response. This formation of connections is illustrated by the symbols S-R. Another word used to describe these connections is the word 'bond' and hence, this theory is sometimes called the 'Bond Theory of Learning'. Thorndike says "Learning is connecting. The mind is man's connection system".

According to Thorndike, learning takes place by trial and error. Some people call it "learning by selection of successful variant". Accordingly when no ready-made solution of a problem is available to the learner, he adopts the method of Trial and Error. He first tries one solution. If it does not help him, he rejects it. Then, he tries another and so on. In this way, he eliminates errors or irrelevant responses which do not serve his purpose and finally discovers the correct solution. Thus, in Trial and Error method, the learner makes random activities and finally reaches the goal accidentally. Here, one thing should be remembered if at all in Trial and Error, there are often systematic and relevant responses. Activities are not wholly random. All these activities, though apparently random, are suggested to him by the situation and the learner proceeds accordingly. The stages through which the learner has to pass are Goal, Block (hindrances), Random Movements or multiple response, chance-success, selection and fixation.

According to Mergel (1998), the learning theory of Thorndike is based on Stimulus and response (S-R) framework. Learning results from the formation of associations between stimulus and responses. Such associations or "habits" are strengthened or weakened by the nature and frequency of the S-R pairings. The classical examples of Thorndike's S-R theory was a cat learning to escape from a "puzzle box" by pressing a lever inside the box. After much trial and error behaviour the cat learns to associate pressing the lever(s)

with opening the door. Thorndike was interested in the application of his theory to education including mathematics, spelling, reading, measurement of intelligence and adult learning. He has given principles of learning in his theory.

1. Learning requires both practice and rewards.
2. A series of S-R connections can be chained together if they belong to the same action sequence (law of readiness).
3. Transfer of learning occurs because of previously encountered situations.
4. Intelligence is a function of the number of connections learned.

Thorndike stated the following three laws:

1. **Law of Readiness:** The first primary law of learning, according to Thorndike is 'Law of Readiness' or the 'Law of Action Tendency', which means that learning takes place when an action tendency is aroused through preparatory adjustment, set or attitude. Readiness means preparation for action. If a subject is not prepared to learn, a thing cannot be automatically in-stilled in him. For example, unless the typist in order to learn typing, prepares himself to start, he would not make much progress in a lethargic and unprepared manner.
2. **Law of Exercise:** The second law of learning is the 'Law of Exercise' which means that drill or practice helps in increasing efficiency and durability of learning, and, according to Thorndike's S-R Bond Theory, the connections are strengthened with trial or practice and the connections are weakened when trial or practice is discontinued. The law of exercise, therefore, is also understood as the 'law of use and disuse' in which case connections or bonds made in the brain cortex are weakened or loosened. Many examples of this are found in case of human learning. Learning to drive a motor-car, typewriting, singing or memorizing a poem or music etc, need exercise and repetition of various movements and actions many times.
3. **Law of Effect:** The third law is the 'Law of Effect', according to which the trial or steps leading to satisfaction stamp on the bond or connection satisfying states which lead to consolidation and strengthening of the connection, whereas dissatisfaction, annoyance or pain lead to the weakening or stamping out of the connections. In fact, the law of effect signifies that if the responses satisfy the subject, they are learnt and selected, while those which are not satisfying are eliminated. Teaching, therefore, must be pleasing. The educator must obey the tastes and interests of his pupils. In other words greater the satisfaction stronger will be the motive to learn. Thus intensity is an important condition of the law of effect.

These are three basic laws. Thorndike also refers to five subordinate laws which further help to explain the learning process. These are:

- a) **Law of Multiple Responses:** According to it the organism varies or changes its responses till ail-appropriate behaviour is hit upon. Without varying the responses,

the correct response for the solution might never be drawn up. If the individual, wants to solve a puzzle, lie is to try in, different ways rather than mechanically persisting in the same Thorndike's cat in the puzzle box moved about and tried ways to come out, till finally she hit the latch with her paw opened the door and she jumped out.

- b) **The Law of Set or Attitude:** Learning is guided by a total set or attitude of the organism, which determines not only what the person will do but what will satisfy or annoy him. For instance, unless the cricketer sets himself make a century, he will not be able to score more runs. Similarly a student, unless sets to get first position and has the attitude of being at the top, he would waste his time and would not learn much. Hence, learning is affected more in the individual if he/she sets to learn more or to excel.
- c) **Pre-Potency of Elements:** According to this law, the learner reacts selectively to the important or essential elements are a situation and neglects the other features or elements which may be irrelevant or non-essential. The ability to deal with the essential or the relevant part of the situation, makes analytical and insightful learning possible. In this law of pre-potency of elements, Thorndike is really anticipating insight in learning which was more emphasized by the Gestaltians.
- d) **Law of Response by Analogy:** In this law, the individual makes use of old experiences or acquisitions while learning a new situation. There is a tendency to utilize common elements in the new situation as they existed in a similar past situation. Learning to drive a car, for instance, is facilitated by the earlier acquired skill of driving a motor cycle or even riding a bicycle because the perspective or maintaining a balance and controlling the handle, helps in steering the car.

## 2.2 THE PROCESS OF LEARNING

Learning is not one process. It is not an activity or set of steps which are engaged in any situation which result in learning of a specific matter. But there may be general elements common to all aspects of learning.

- i. **Acquisition:** Acquisition is a change in performance due to experience. Learning can be inferred from experiences. Now learning can be positive or negative in relation to the desirable performance. Learning occurs in two stages. The first stage is known as early learning. It is slow and involves the acquisition of basic discrimination. Second stage is known as Inter learning. It builds upon the foundation of early learning and involves the acquisition of generalizations.
- ii. **Retention:** Retention is a permanent change in performance due to practice. Meaningful content is more easily learned than mere content. Learning with understanding depends very much upon readiness for the task, practice in variety of contexts and conditions of practice.

- iii. **Transfer:** Transfer is the effect of previous learning on performance in a new situation. It may be positive, negative, or zero. Positive occurs when previous learning situations facilitate subsequent performance. Negative, transfer occurs when previous learning situations interfere in performance. Zero transfer occurs when previous learning situations do not affect subsequent performance.

### 2.3 ROLE OF TEACHER IN LEARNING

The role of teacher is diverse during teaching-learning process and has several orientations. One important aspect is that of facilitator of student learning. The facilitator attempts to provide circumstances that will enable students to engage with the learning opportunities and construct for themselves their understandings and skills. Tylee (2011) has summarized the teacher's role in students' learning. He argued that teacher as a facilitator undertakes the following roles:

1. Assesses the students
  2. Plans the learning
  3. Implements the plan
  4. Evaluates the process
1. **Assesses the students:** Teacher builds rapport with the students and assesses their willingness and ability to learn. The willingness is associated with the students' values and feelings about learning. This is akin to determining where a student is placed in relation to various criteria in either key learning areas i.e. mathematics, science and technology etc.
  2. **Plans the learning:** Teacher plans learning opportunities that will provide a fit with the students' needs and interests and thus optimizes students' learning opportunities. Teacher also plans learning outcomes and develops the learning opportunities as they shape the classroom process.
  3. **Implements the plan:** This includes the classroom management and the teaching strategies that cater for varied learning styles of the students. It also includes the emotional climate of the classroom and the quality of the interactions between the students and the teachers.
  4. **Evaluates the process:** The teacher as facilitator revises the students' assessment. At the completion of a classroom session there is usually an assessment of the learning that has taken place. This type of continual evaluation provides teacher an insight to the problems which students might face.

Before teaching the learners, the teacher must first understand the learners' previous knowledge and experience. Then he should teach the learners according to their potential. He should pay full attention on the slow learners as well as the gifted ones. He should not punish the in but should encourage them. This is necessary for affective growth. Thus the ability to understand others is the first level of teaching development. A good teacher may possess the following qualities:

- (a) **Open-mindedness:** The teacher should be open-minded. This quality of open-mindedness also implies the ability to listen, to respond, and to interact with the



students, free from the constraint of imposing value criteria. The open-minded teacher is functionally non-judgmental. This does not mean that the teacher holds no judgments or communicates no values to the students. No, the teacher accepts the students' values while encouraging them to question these values when he feels they are in need of clarification.

- (b) **Sensitivity:** This is a prime factor which contributes towards effectiveness. While open-mindedness makes possible a comprehensive and accurate view of the student, sensitivity is a cognitive as well as emotional response to the student as a whole person. This makes possible to have a deeper and more spontaneous response to the student's needs, feelings, conflicts, doubts and so on.
- (c) **Empathy:** This comes in when the teacher is dealing with the student as a whole person. If he is empathetic, his understanding allows him to experience fully the feelings and perceptions of the student. The teacher must be able to experience the student's feeling as the student is experiencing them. He must put himself emotionally and intellectually in the student's position. Thus if the student is experiencing boredom during a classroom lesson, the empathetic teacher will understand the sources of the boredom, its qualities as the students experiences them and its ramifications. Secondly, the teacher must maintain his own identity and remain sensitively aware of the difference between himself and the student.
- (d) **Objectivity:** To remain objective in the teaching profession means to be able to stand back and observe what is happening from a neutral, or non-imposing, frame of reference. When one is objective, one is not involved to an extraordinary degree with another. In terms of our discussion of empathy, we can see objectivity as the extension of the "as if" quality of the intellectual realm of experience.

In terms of practical classroom application objectivity is especially important in communicating the subject matter, in answering students' questions, in establishing a contingency system, and in evaluation. If the teacher is performing to the appropriate level, he is objective in his perspective.

One aspect of objectivity is cognitive flexibility. This term refers to "an ability to think and act simultaneously and appropriately in a given situation and to dimensions of open-mindedness, adaptability and a resistance to premature closure".

Finally, the teacher neither knows exactly with what hereditary seeds an individual has been born nor can he afford to ignore the environment. What he/she can do is only to provide the learning child with the best opportunities, and a right kind of environment in which the child can fully realise his potentialities. The wisdom of the teacher lies in his belief that, though, every human being is born with different capacities, yet, great or small, the these potentialities require an order to the actualized through constant exercise and certain environmental conditions. Intellectual powers are augmented by the habit of precise reasoning, the study of logic, the use of mathematics, mental discipline and

observation of things. On the other hand, education will be baseless if the teacher assumes beforehand that, whatever the training, the child's growth cannot surpass his hereditary powers. In order to reach its highest development, whatever be the gifted traits of an individual, the mind demands an ensemble of conditions which only the ideal environment can provide.

## 2.4 ACTIVITIES

1. Arrange a seminar of your colleagues. Discuss their concept learning and then record it for workshop.
2. Develop objectives of a lesson according to behavioural theory and discuss these in a tutorial meeting.
3. Make two small groups (each of three colleagues), one to represent cognitivism and the other on traditionalism. Critically analyse the position of each group through discussion.
4. Observe a class of your school. List the characteristics which fall into traditionalism.
5. Keeping in view your situation, have a meeting with your M.Ed colleagues and make the list of roles that our teacher should play in schools.



## 2.5 EXERCISE

- Q. 1 Define learning also discuss the nature of learning.
- Q. 2 Explain the characteristics of learning.
- Q. 3 The only difference in animal learning and human learning is in the extent of learning, because all learning depends upon the structure. Discuss.
- Q. 4 Educational technology facilitates learning. How?
- Q. 5 Critically examine the behaviouristic learning theories.
- Q. 6 Distinguish between salient features of cognitivism and behaviourism.
- Q. 7 Discuss Maslow's hierarchy of needs.
- Q. 8 Conceptual framework of learning theory guides the learning process. How?
- Q. 9 There are some common as well as contrasting factors in behaviourism and non-behaviourism. Discuss.
- Q. 10 In many cases, our educational institutions practice traditionalism. Suggest ways to improve the situation.
- Q. 11 How can learning theories play an important role in learning?
- Q. 12 Critically examine the role of the teacher in learning.
- Q. 13 How can a teacher make his teaching more effective? Suggest ways.
- Q. 14 Write short notes on the following.
1. S-R Theories.
  2. Pavlov's Classical Conditioning.
  3. Educational implications of Associative Learning Theory.
  4. S-R Bond Theory

## 2.6 REFERENCES

1. Mergel., B. (1998). Instructional Design and Learning Theory. Retrieved from [www.usask.ca/education/coursework/802papers/megel/brenda/htm](http://www.usask.ca/education/coursework/802papers/megel/brenda/htm). Accessed on August 10, 2011.
2. Wulf, (1996). Gestalt Learning Theory. Retrieved from [www.lifecircles-inc.com/learningtheories/gestalt/gestalttheory.html](http://www.lifecircles-inc.com/learningtheories/gestalt/gestalttheory.html).
3. Tylee, J. (2011). Teacher as Facilitator. Retrieved from [www.education4skills.com/jtylee/teacher\\_o.s.\\_facilitator.html](http://www.education4skills.com/jtylee/teacher_o.s._facilitator.html).

## Unit–3

---

---

### DEVELOPING EDUCATIONAL OBJECTIVES

---

---

علامہ اقبال اوپن یونیورسٹی کی معلومات کے لیے **AIOU Studio 9** یوٹیوب چینل کو سبسکرائب کریں۔

## CONTENTS

	<i>Page No.</i>
Introduction.....	33
Objectives .....	33
3.1 Aims, Goals and Objectives.....	34
3.2 Characteristics of Objectives.....	34
3.3 Domains and Levels of Instructional Objectives .....	36
3.4 Writing Educational Objectives in Behavioural Terms.....	39
3.5 Activities .....	43
3.6 Exercise.....	43
3.7 References.....	44

## INTRODUCTION

The aim of education is the development of a person as a whole. For the realisation of this aim various activities have to be organised in and out of school. Aims are very wide and comprehensive. Home, school and society all contribute towards their realisation. Objectives are part of these broader aims. Schools can help in achievement of objectives of instruction. The teachers should be clear in their minds about the objectives of teaching the subject. Or a lesson must be cleared about the instructional objectives to be delivered, learning experiences be organised and the evaluation procedure to be adopted to know whether instructional objectives have been achieved or not. The instructional objective need to be expressed in behavioral terms to make their achievement and evaluation tangible. The behavioural changes to be brought about in the studies should be observable.

According to Houston

"An instructional objective is an ability or skill expressed in behavioural terms which the pupil acquires when the teaching has been successful in doing what it set out to do".

According to E.J. Frust,

"Instructional objectives are desired changes in behaviour in a person that we try to bring about through education."

The needs and capacities of the child, needs of the society and nature the subject are kept in mind while framing instructional objectives, which needs to be specified in observable behavioural terms. Instructional objectives have be divided into three domains;

1. Cognitive Domain - It relates to changes in mental abilities/capacities.
2. Affective Domain - It relates to change in feelings and attitudes.
3. Psychomotor Domain - It relates to changes in doing aspect and skills.

Effort has been made in this unit to highlight all the steps which are while writing educational objectives.

## OBJECTIVES

After reading the unit, it is hoped that the students will be able to:

1. Distinguish between aims, goals and objectives;
2. Explain the characteristics of objectives;
3. Recognize and discriminate between Cognitive, Affective and Psychomotor objectives;
4. State what words should be used and what words should be avoided while writing the objectives; and
5. Discuss how to write objectives in behavioural terms.

### 3.1 AIMS, GOALS AND OBJECTIVES

Goals are long-term aims that are to be accomplished. Whereas, objectives are concrete attainments that can be achieved by following a certain number of steps. Goals and objectives are often used interchangeably, but the main difference comes in their level of concreteness. Objectives are very concrete, whereas goals are less structured.

Goals has the word 'go' in it. It means that goals should go forward in a specific direction. Objectives have the word 'object' in it. Objects are concrete. Every area of each objective should be firm. Objectives can be measured but there is no set way in which to measure the accomplishment of goals.

Wilson(2005) has defined aims, goals and objectives.

1. **Aims:** Aims are general statements that provide direction or intent to educational action. Aims are usually written in amorphous terms using words like: learn, know, understand, appreciate, and these are not directly measurable. Aims may serve as organizing principles of educational direction for more than one grade. Indeed these organizing may encompass the continuum of educational direction for entire programs, or subject areas.
2. **Goals:** Goals are statements of educational intention which are more specific than aims. Goals too many encompass an entire program, subject area, or multiple grade levels. They may be in either amorphous language or in more specific behavioural terms.
3. **Objectives:** Objectives are usually specific statements of educational intention which delineate either general or specific outcomes. Objectives are usually accomplished in short or medium term. Objectives should be given a timeline to be more effective.

As far as the difference between aim and instructional objectives concerned, it is discussed as under:

1. Aims are long term and comprehensive while objectives are short and of a limited nature.
2. There may be many objectives for the realisation of an aim.
3. Objectives help in achieving the aims.
4. Objectives can be achieved through school programme.
5. Aims belong to education as it whole, while objectives are subject-wise these may be different from subject to subject e.g. the objectives of teaching a language will be different from the objectives of teaching science.
6. Objectives provide learning experiences while aims indicate ultimate achievements.

### 3.2 CHARACTERISTICS OF OBJECTIVES

Determination of objectives is important in education because they provide us the direction in which we have to proceed. They provide the basis for the organisation of learning experiences and deciding about the tools and evaluation techniques to be used.

Objectives further provide a clear picture about the nature and extent of behavioural changes that the teacher seeks in students. They are useful both for teachers and students. They follow the objective-based approach in the teaching learning process which helps in analysing, preparing and presenting the content material according to the dimensions of objectives. The teacher organises the content material and learning experiences for the realisation of educational objectives. These also help in selecting the most appropriate method of teaching. The teacher makes use of various tools and techniques of evaluation to know the nature and extent of behavioural changes. These tools and techniques of evaluation are also based upon educational objectives. In the absence of these objectives, evaluation, progress and change cannot be measured properly. Therefore, we see that there is an intimate relationship between educational objectives, learning experiences and evaluation, which can be figuratively depicted as below:

Educational Objectives	Learning Experience	Evaluation
---------------------------	------------------------	------------

Janathan (2009) has defined educational objectives as:

“Educational objectives are policy statements of direction and provides foundation of the entire educative structure. These are the statements, which express specifically and in measurable terms, an attitude that will be developed cognitive or psychomotor skills that the students would be able to do as a result of prescribed treatment method or mode of instructions.”

In short it can be said that educational objectives help us in deciding the curriculum and learning experiences, methods of teaching, teaching-learning activities, the main teaching points, selection and construction of proper evaluation tools and techniques and apply them to know the nature and extent of the changes brought about among children.

However, education is a social process to bring about desirable changes in the individual according to the needs and philosophy of the society. There are three main sources of objectives:

- (a) **Individual:** The individual is the locus of attention in education. Changes in the thinking, feeling and doing aspects of his behavior are to be pointed out in order to help in the total and comprehensive development of his personality in accordance with his needs as well as the needs of the society. As there are definite stages of psychophysical development and acquisition of knowledge there are various objectives according to these changes. Thus individual's needs provide us the basis of educational objectives.
- (b) **Content of subject matter:** For the whole development of personality various curricular and co-curricular activities are organised by the school. All the subjects and activities of the curriculum have different objective though these may be some overlapping among them. These provide us to direction and basis for formulating educational objectives.
- (c) **Philosophical and social environment:** The philosophy of life of a society helps us in deciding educational objectives. Every society has certain norms and

values which are reflected in its day-to-day life. Educational objectives cannot be against the prevailing social, cultural aim philosophical environment of a society and have to be in accordance with these. Every society expects its members to acquire knowledge, skill attitudes and interests not only to preserve itself, but also to progress this way, the philosophy of a society and its social and cultural need provide us the basis for deciding educational objectives.

As far as the difference between educational objectives and teaching objectives is concerned, educational objectives are wider than teaching objective. Teaching objectives are limited in scope. Educational objectives are general in nature while teaching objectives are specific to every subject and every topic Educational objectives are long-term while teaching objectives are limited to a certain period of time. Teaching objectives are practical while educational objectives are theoretical. All the subjects may have the same educational objectives but their teaching objectives will be different.

### 3.3 DOMAINS AND LEVELS OF INSTRUCTIONAL OBJECTIVES

The sources of educational objectives provide us an indication of the kind of development and change occurring in learners. Some of these are universal and general in nature while others are limited in scope. The universal and general objectives are applicable everywhere, and provide a basis for designing an education system and learning experiences. They also help us in designing the curriculum. The overall curriculum needs to be further broken up into similar units in respect of time, resources and practicability for the achievement of various specific objectives. These specific objectives should be attainable from the learner's point of view, practicable in the light of valuable resources and worthwhile and useful from the social point of view. Various learning experiences are provided for the realisation of these short-term specific objectives. The selection and level of learning experiences depends upon the maturity level of the learner and the content material.

First of all the general and over-all objectives of education *are* decided. After that the levels of educational objectives are determined according to the stages of education. For example, the educational objectives will be different for primary stage, middle stage, high school stage, higher secondary stage and college stage. Then the levels of educational objectives for each subject or activity at each stage are decided. Therefore, many considerations like stage of development of the learner, class, subject and desired changes have to be kept in mind while determining the educational objectives. The various levels can be stated as below:

- a) Overall objectives;
- b) Stagewise objectives;
- c) Class or gradewise objectives;
- d) Subjectwise objectives;
- e) Unitwise objectives: and
- f) Lessonwise objectives of education.



There are numerous educational objectives. These may belong to the mental, social, moral, emotional or physical aspect of learner. These are stated in behavioural terms. Some belong to one category, and some to another. Therefore, efforts were made to categorise them. B.S. Bloom and his associates (1956) evolved, a category system which is popularly known as "Taxonomy of Educational Objectives". This category system helps us in evaluating the nature and extent of behaviour changes brought about among learners. It is used in almost all systems of education all over the world. Bloom translated these objectives into behavioural terms to make them observable, and measurable. The characteristics of this taxonomy are given below:

- i) Educational objectives and behavioural changes can be described in an hierarchy from simple to complex.
- ii) Categorization helps in selecting and organising appropriate learning experiences, methods and aids to be used, and adopting of proper evaluation techniques.
- iii) It makes the whole teaching-learning process definite, specific and goal-directed.
- iv) Educational institution authorities can evaluate the effectiveness of their curricular and co-curricular programmes in terms of desired predetermined objectives.

The instructional objectives for learning can be classified into three main categories or domains:

**(a) Cognitive Domain**

Bloom has divided the cognitive domains into six categories on the basis of complexity and hierarchy of mental functions. This categorization proceeds from simple to complex acts, i.e. knowledge, comprehension application, analysis, synthesis and evaluation. He further divided these into sub-categories. Knowledge comes at the lowest level of objectives connection with the cognitive domain. Bloom says "it includes those objectives which deal with recall and recognition of knowledge at development of intellectual abilities and skills".

- *At lower level:* It includes knowledge of facts, specific principles, terms, trends, classes and classification, criteria and methodology, knowledge of universals and abstracts of theories and structures. Comprehension includes understanding, translation and interpreting.
- *At medium level:* There is application of knowledge in different situations, and analysis of elements, relationships and principle.
- *At high level:* There is synthesis which means production something unique, or production of a plan, and evaluation which means judging in terms of internal and external evidence.

Therefore, the hierarchy of the cognitive domain is constituted knowledge, comprehension, application, analysis, synthesis evaluation.

- *Knowledge:* Under this objective, the processes of recall recognition are developed with the help of knowledge of facts, events, principles etc.
- *Comprehension:* Knowledge is necessary for comprehension, learner is expected to reproduce facts in his own words, translate or interpret some content material.
- *Application:* For application of knowledge, it is necessary to have knowledge

and comprehension of that particular content. It is important that the student can apply it in new situations.

- *Analysis*: It is a comparatively higher ability, it constitutes breaking up of facts, events, or principles into meaningful parts and establish relationships between different events, principles.

**(b) Affective domain**

The objectives of affective domain are concerned with development of interests, attitudes and values and individual minor feelings experiences. At the lowest level there is attention and at the highest there is formation of attitude. Detailed categorisation is given below:

- 1) *Receiving (Attending)*: This is the lowest kind of objective in the affective domain in which the learner is provided with initial experience to show willingness to receive and is given controlled selected attention. For example, the response given by the teacher.
- 2) *Responding*: This is the second objective in which paying attention is necessary. The students pay attention to say, a recited poem, and are willing to respond and derive satisfaction from giving response questions.
- 3) *Valuing*: Receiving and responding help in the achievement of this objective which is exhibited in the behaviour of the individual in the form of acceptance and preference for a value and commitment to it.
- 4) *Organization*: After the acquisition of values the individual conceptualizes the correct nature of different values, and organises them into a value system which helps in the development of attitudes.
- 5) *Characterization of Value Complex*: This is the highest kind of objective in the affective domain who is based upon the four objectives described earlier. At this stage permanent value complex or system is formed in the individual which is reflected in his interests, attitudes and life style.

**(c) Psychomotor Domain**

This domain relates to the development of physical skills. A detailed and standardized taxonomy of the psychomotor native domain objectives is yet to be evolved. However, Prof. Simpson, Prof. Harrow and Prof. Dave have tried to categorize this objective on the basis of muscular actions. However, the categories given by Prof. R. II .Dave are more popular, acceptable and are commonly used. Hence only these categories in hierarchical order are described below:

- i) *Imitation*: This category is of the lowest kind in which mental impulsion provides the base and the individual repeats the overt act in crude form.
- ii) *Manipulation*: At this stage the individual follows directions, selects certain acts, and the process of fixation starts.
- ii) *Precision*: This is the third stage at which the individual reproduces the desired act and gains necessary control over it.
- iv) *Articulation*: At this stage, the individual acquires the skill of controlled presentation of different acts in a coordinated manner, in proper sequence and harmony.

- v) *Naturalisation*: This is the highest kind of objective in psychomotor domain in which the desired acts turn into automatic acts leading to a sort of habit formation or routine acts for the individual.

#### 4.4 WRITING EDUCATIONAL OBJECTIVES IN BEHAVIOURAL TERMS

Educational objectives need to be specified in terms of pupil's behaviour to make the process of teaching-learning more purposeful and effective. The statement of educational and instructional objectives consists of the following two parts:

- The first relates to the changes that are to be brought about in any aspect of behaviour of the learner.
- The second relates to the content material or syllabus (curriculum in general) to be covered through instruction which is expected to modify the behaviour of the learner.

Therefore, the following three things are to be kept in mind while educational objectives in behavioural terms:

- i) Nature of instructional objective (knowledge application etc)
- ii) Area or domain or behaviour (cognitive, affective or psychomotor).
- iii) Specific content area.

There are three main approaches in writing objectives in behavioural terms.

##### (a) *Robert Mager's Approach*

Robert Mager (1975) has adopted Bloom's Taxonomy for writing objectives. Various action verbs have been used to state the objectives behavioural terms. A list of action verbs has been suggested. Mager has suggested the following steps while writing the objectives.

- Identification of terminal behaviour: What the pupil will be able do after teaching.
- Describing the important conditions under which the desired behaviour change is expected to take place.
- Specification of criteria of acceptable performance or desired terminal behaviour.

List of action verbs for cognitive domain objectives:

Objectives	Associated Action Verbs
Knowledge	Define, state, recall, recognize, write, measure, list, etc.
Comprehension	Explain, identify, classify, distinguish, illustrate, indicate, justify, summarize, etc.
Application	Use, construct, demonstrate, compute, discover, illustrate, modify, solve, select, etc.

Analysis	Analyse, compare, conclude, contrast, criticise, differentiate, separate, etc.
Synthesis	Organize, discuss, argue, integrate, generalize, prove, relate, summarise, predict, etc.
Evaluation	Compare, choose, associate, criticize, conclude, defend, evaluate, support, verify, etc.

- For example: Statement of objectives in behaviour terms for teaching “Noun” in English.
- Knowledge: The pupils will be able to define “noun”. The pupil recognises or selects "noun"
  - Comprehension: The pupil will be able to distinguish, ‘noun’. The pupil identifies ‘noun’.
  - Application: The pupil will be able to use noun i.e. in a sentence. The pupil constructs sentence using a 'noun'.

Robert Mager has suggested the following list of action verbs of affective domain:

<b>Objectives</b>	<b>Associated Action Verbs</b>
Receiving	Accept, attend, ask, observe, follow, prefer. catch, discover, favour, select. etc.
Responding	Listen, answer, complete, develop, help, obey, record, practice, write, state, list, etc.
Valuing	Accept, choose, discriminate, develop, influence, attain, complete, prefer, participate, etc.
Organizing	Select, prepare, add, associate, complete, coordinate, correlate, find, form, integrate. etc.
Characterizing	Change, accept, decide, characterize, prove, judge, revise, verify, discriminate, etc.

Examples of affective domain objectives written in behavioural terms in the subject of social studies:

Receiving	The pupil accepts the duties of a citizen. The pupil likes or follows duties of a citizen
Responding	The pupil writes/states duties of a citizen. The pupil records or lists duties of a citizen.

Valuing	The pupil prefers or chooses duties of a citizen. The pupil accepts or discriminates between duties of a citizen.
Organizing	The pupil selects/completes duties of a citizen. The pupil prepares or integrates duties of a citizen.
Characterizing	The pupil changes/revises duties of citizen. The pupil judges/verifies duties of a citizen.

The limitations of Robert Mager's approach are as under:

- It concentrates in cognitive and affective domains ignores the psycho motor domain;
- It's behavioural approach is limited to stimulus-response type of learning only;
- It emphasizes action verbs ignoring the mental process;
- There is overlapping in action verbs creating confusion; and
- The list of action verbs is too long.

### **B Harrow, A. J. Approach**

Robert Mager ignored the psychomotor domain. Harrow (1972) emphasized the psychomotor domain and suggested the following procedure/steps in writing objectives:

- Describing the indicator or indicating relevant activity.
- Describing the stimulus which calls for a response.
- Describing the controlling of object.
- Describing the activity to be done.
- Indicating the adequacy of response for feedback.

List of verbs for psychomotor domain.

<b>Objectives</b>	<b>Associated Action Verbs</b>
Reflex movement	Stop, straighten, stretch, loosen, etc.
Fundamental movement	Catch, hold, jump, move, kneel, run, walk, etc.
Physical abilities	Bend, bear, conduct, start, lean. Etc.
Perceptual abilities	Balance, discover, explore, identify, see, etc.
Skilled movements	Dive, drive, dance, play, skate, swim. etc.
Non-discussive communication	Pose, sit, sketch, smile, stand, etc.

*Examples:*

- 1) The pupils stretch their arms.
- 2) The pupils jump a particular height.
- 3) The pupils bend or lean as directed.
- 4) The pupils balance their bodies on one leg.

- 5) The pupils dive or dance as directed.
- 6) The pupils stand still

From the above discussion, it is clear that the criteria for well defined objectives involves:

- 1) Specifications of the learner.
- 2) Specification of the learner's performance in observable behavioural terms.
- 3) Specification of conditions in which a learner's performance takes place.
- 4) Specification of minimum expected level of performance of the learner.
- 5) Objectives should cover all the three domains, as well as different levels of learning outcomes.
- 6) Instructional objectives should suit a particular content area and vice-versa.
- 7) Instructional objectives, learning experiences and evaluation should constantly influence and interact with each other to improve the process of teaching-learning.

Aiken (2010) has suggested following points while writing objectives:

1. List each objective in learner-oriented, not faculty-oriented terms.
2. List each objective in measurable terms.
3. Each objective should be consisted of only one action or outcome.
4. Keep statements short and focused on a single outcome.
5. Avoid using verbs that are vague.
6. Learning objectives should be student-focused.
7. Include complex or higher-order learning objectives when they are appropriate
8. Learning objectives should match instructional strategies and assessment requirements.
9. Learning objectives should be SMART (specific, measurable, acceptable, realistic and time-bound).
10. Should be related to learners' experiences.
11. Objectives should be measurable.
12. Objectives should specify appropriate conditions of performance.

### 3.5 ACTIVITIES

1. Write below a working definition of behavioural objectives.

---

---

---

2. Discuss the importance of objectives in teaching learning process with educationist of your area and prepare a report of the outcome of your discussion.

### 3.6 EXERCISE

Hopefully, you have read the whole unit, now please answer the following questions:

- Q. 1 Discuss the significance of objectives in teaching learning process.
- Q. 2 Explain the terms aims, goals and objectives. Also give definitions of each by referring to the author.
- Q. 3 Discuss the importance of using behavioural objectives for developing learning aids and particularly teaching subject matter.
- Q. 4 Discuss the hierarchy of objectives.
- Q. 5 Describe the type of information required for a clear objective.
- Q. 6 Discuss the advantages of writing behavioural objectives from the trainee and instructor point of view.
- Q. 7 Differentiate between general and specific objectives. Give examples in support of your answer.
- Q. 8 Discuss the verbs to be used and to be avoided while writing behavioural objectives.
- Q. 9 Describe Gagn's category of educational objectives.

### 3.7 BIBLIOGRAPHY

1. Wilson, L, O. (2005). Definitions aims, goals, objectives, retrieved from [www.uwsp.edu/education/lwilson/curric/chart.htm](http://www.uwsp.edu/education/lwilson/curric/chart.htm). Accessed on November 12, 2011.
2. Jonathan, B. (2009). Educational Objectives. Retrieved from. [www.slideshare.net/GEOJOM/educational-objectives](http://www.slideshare.net/GEOJOM/educational-objectives). Accessed on November, 12, 2011.
3. Aiken, L. R. (2000). Psychological Testing and Assessment (10<sup>th</sup> Edition). Boston, MA: Allyn and Bacon.



## Unit-4

---

---

### THEORIES OF INSTRUCTION

---

---

علامہ اقبال اوپن یونیورسٹی کی معلومات کے لیے **AIOU Studio 9** یوٹیوب چینل کو سبسکرائب کریں۔

## CONTENTS

	<i>Page No.</i>
Introduction.....	47
Objectives .....	48
4.1 Developing Learners' Profile .....	49
4.2 Instructional Strategies.....	51
4.3 Instructional Processes for Motivation.....	54
4.4 Activities .....	62
4.5 Exercise.....	63
4.6 References.....	64

## INTRODUCTION

Teaching is both a Sincere and an art has come to acquire its own concepts. Generally it is said that till now we could not form a systematic concept of teaching. The reason being that we treated teaching and learning as two different aspects of education. But, now both are considered as inter-related and intimately connected, so much so that a new concept of the Theory of Instruction had to be evolved. Following are the plus points of evolving a theory of instruction:

1. To help the teacher to understand the nature of instruction so that he may be able to generate appropriate learning situations.
2. It explains the relationship and role of different variables in the instructional process.
3. It optimizes the relationship between teaching learning and identifies common factors.
4. It helps in developing a design for instruction.
5. It provides a scientific way for planning, organizing and evaluating instruction.
6. It helps in studying classroom problems scientifically.
7. It helps pupils and teachers in developing instructional skills.
8. It helps in achieving teaching objectives and better results.
9. U provides knowledge about the assumptions of instructional activity.

For developing a theory of instruction, the following points should be kept in mind:

- (a) Instruction is both an art and a science. So, the elements of instruction must be analysed to understand its nature.
- (b) Education is a separate discipline today. Hence, it is essential for educationists to evolve theories of instruction rather than theories of learning.
- (c) Cronbacht is of the view that theories of instruction cannot be based on theories of learning. Instructional activities facilitate learning situations.
- (d) In the opinion of Robert M Gagne, conditions of learning are the basis of instruction. The task of instruction is to generate learning conditions.
- (e) Models of instruction are the initial stage of theory of instruction. The instructional models are philosophical as well as psychological. Therefore, theories of instruction may be in accordance with the instructional models.

Gagne says “A theory of instruction should answer three questions: how teachers behave, why they behave as they do, and with what effects, it should be a general concept which applies to all teachers, to all students, to all subject matter, and to all situations, both in and out of school in which teaching may occur. It should consider the behaviour of teachers, and the learning of students. And it should explain, predict and control the ways in which the behaviour of the teacher affects the learning of the students.”

Harris (2009) has defined instructional theory as:

“An instructional theory is a theory that offers explicit guidance on how to better help people learn and develop. Instructional theory focuses on how to structure material for promoting the education of human beings, particularly youth.”

Jorgenses (2005) has also defined the term theory of instruction as:

“The theory of instruction provides direction in helping people to learn, understand and apply a predetermined set of principles, concepts and procedures. The theory of instruction promotes effective, efficient and appealing instruction. The major preconditions for theory are:

- The instructional content — what will be learned.
- The instructional context — learns, location etc.
- Administrative constraints — budget, time management etc.

## OBJECTIVES

After reading this unit, you should be able to:

1. Develop a student learning profile;
2. Discuss instructional strategies;
3. Explain the techniques of motivation in the instructional process;
4. Identify the instructional processes be motivation; and
5. Differentiate among the individual instruction, group instruction, simulated instruction and inter-active instruction.

#### 4.1 DEVELOPING OF LEARNERS PROFILE

A learner's profile means what students are like as learners and what their learning atmosphere is like. Obviously, you know there is a lot of different between learners of urban and rural areas. Urban learners normally have more facilities than the rural ones. They may have access to libraries, electricity a higher level of schooling than the rural ones. As a writer of distance education course one has to list the things that describe learners, such as basic data, styles, infrastructure and study habits.

You must also consider the basic data of your target population such their sex, age group, rural and urban division, level of literacy, primary learning needs. Under their life style one must know about housing conditions, nature work and working hours (if applicable), financial position, habit it patterns, attitudes and aspirations and the extent of understanding of non-oral communication. Likewise, under infrastructure, the writer must be aware of die learners' hot facilities (i.e. water, electricity, gas, drainage etc), local facilities and finally the facilities available at the regional and national level. The writer must also know about the study habits of his learners.

##### (a) *Use of Learner Profile*

In formal systems of education most teachers are aware of about flu learners' abilities and study conditions. In distance education, it necessary for a writer to know a lot more about the learners. He has to think about their age, their literacy level and knowledge of the subject be taught. Nothing can be assumed about the learners unless and until clear picture of their study atmosphere is available.

Learner's profile can be used at two levels - policy level and design level. At the policy level you can ask yourself if the learners generally have access to telephone. If not then, of course, you will not u it as a means of tutor contact. Likewise, if the learners have access television you can use it as a teaching medium. Such decisions need to be made in the beginning of a course design even in distance education system. At the design level, you must have an idea whether the learners know something about the topic you want to teach. Having to teach. Having all information about the prospective student would certainly make distance teaching approach more effective.

##### (b) *How to Draw Learner Profile?*

As mentioned earlier, in drawing up a learner's profile, the writer must have the information of his target population. Four major areas are needed to be considered:

1. Basic data - rural/urban division, sex, age group, employed or employed, their level of literacy and what basic knowledge the learners have.
2. Life style - learner's housing conditions, their working hours, financial position, mode of travel, their non-work activities, attitudes and aspirations and non-oral communication.
3. Infrastructure - electricity, water, gas, postal services, telephones, school buildings, number of classrooms, roads and availability of library.
4. Study habits. For drawing a good profile of a learner, all the above points need to be considered carefully.

(c) **Relevance of Learner Profile Variables to Designing of Material**

It is, indeed, very difficult to make a universally accepted standard of learners profile for the design of material. You have to generate as many details (or variables) as you can think and then select those which you think are relevant to your particular teaching situation.

For your convenience some variables are highlighted along with their relevance specific to designing of distance education materials.

We have divided such possible variables into three categories - study environment (direct and indirect relevance), study conditions (learner skills) and study conditions (psychological). Examples are given below in respect of the three categories.

Example-I Suppose there is a variable of conveniences in a study environment where the learner has no electricity and tables. What will be the relevance of this variable to material designing?

Relevance You have to propose study hours either in the afternoon or early morning. The homework can be completed by the learner by either putting the books on his knees or on the floor.

Example-2 Say the learner is in a location where there is no study centre, and contact with other learners is also limited. Only the headmaster of a nearby school can be helpful. What will you recommend while designing your course?

Relevance In this situation, there is need to develop the correspondence materials in highly illustrative way having a lot of explanation. In this situation some opportunity of discussion with a staff member or a nearby school as to what to put in the text will be useful.

Example-3 Suppose the learner is immature and dependent not able to organize his study, what relevance maturity have in designing a material for distance education.

Relevance In such a situation, the writer must give instruct on how to study.

Example-4 Say the learner feels slightly inferior being unable to get employment on leaving school, how will you develop his confidence?

Relevance Try to build confidence of the learner by prescribing very easy activities and give him a clear indication of what he has achieved. In this regard matching activities are quite useful being clear and comprehensible to the learner.

Anyhow, learners are highly dependent and normally work hard if properly instructed. They are unlikely to have any initiative. The correspondence materials must be completely self-contained as the learners have no access to libraries or other assistance.

The material should be well structured with precise instruction what the learner has to do. The text should have self-assessment questions and bibliography. It should be written in easy and simple language.

## 4.2 INSTRUCTIONAL STRATEGIES

There are various instructional strategies. Among these the following are important:

### (a) *Lecture*

Lecture can be defined as strategy discourse on a subject. The word discourse signifies that one person talks and the others listen. It is one of the collective strategies of teaching and is used quite often especially at the college level of teaching. It is based on the assumption that the student is a passive learner. Lecture is a strategy of exposition, while telling is one of narration.

This strategy is used because of the following objectives:

- i) To clarify: This strategy is a group strategy, and when a large number of pupils need clarification in moments of difficulty, this strategy collies handy. A few minutes of lecturing can remove their doubts.
- ii) To expand contents: In books many things remain unsaid. There is a world beyond textbooks, and pupils are interested to know about those things. Sometimes the discussion in a book about a topic is not sufficient. We call use lecture strategy as a supplement.
- iii) To review content: This is expansion of the supplement lecture strategy. It is also useful in recapitulatory work.

Kelly (2011) has given the pros and cons of lecture method.

### **Pros of lecture as teaching method:**

1. Lectures are a straightforward way to impart knowledge to students quickly.
2. Instructors also have greater control over what is being taught in the classroom because they are the sole source of information. Students who are auditory learners find that lectures appeal to their learning style.
3. Logistically, a lecture is often easier to create than other methods of instruction.
4. Lecture is a method familiar to most teachers because it was typically the way they were taught.
5. It is a most efficient strategy to present large number of facts in a short period of time.

### **Cons of lecture as a teaching method:**

1. Students strong in learning styles than other auditory learning will have a harder time being engaged by lectures.
2. Students who are weak in note-taking skills will have difficulty.

3. Students can find lectures causing them to lose interest.
4. Students may not feel that they are able to ask questions as they arise during lectures.
5. Teachers may not get a real feel for how much students are understanding because there is not that much opportunity for exchanges during lectures.
6. It fails to develop laboratory skills.
7. It fails to impart training in scientific attitude.
8. It provides no scope for learning by doing.
9. It makes no provision for individual differences.

The following points must be taken care of when lecturing in the class:

- Lecture must be well organized and well prepared.
- It should contain sufficient examples.
- For every generalization, an example should be cited.
- The lecture should proceed from simple to complex.
- The main points must be clearly brought about.
- If it is humorous and witty the audience will not be bored.
- A lecture must have a question-answer session

After preparing the students, and announcing the aim of the lesson, the teacher should start his presentation. He should use a number of teaching devices like questioning, narration, explanation, audio-visual aids etc, to make various ideas clear to the pupils. Presentation of knowledge should not be a one-way traffic. The teacher is to carry the students with him. He should ensure that the subject matter is understood by the pupils without any difficulty. There should also be some activity. Teacher should try his best to develop and expose the subject matter with the active participation of the pupils. He should bear in mind the following principles for the presentation.

- i. The matter to be presented should be wisely selected according to the level of the pupils. It should be further divided into convenient sections.
- ii. The teacher must make sure that the pupils follow what he teaches. He should take up the next section of the lesson only when the previous section is clear to the students.
- iii. First finish one section of a lesson and then integrate it with what has gone before. In the end, all the parts of the lesson should be integrated to understand the lesson as a whole.

**(a) Recitation Strategy**

The teacher lectures, students listen and then they recite what they have heard. They quote things back again from memory. This is known as recitation. It is immaterial whether they understand things or not. But as long as materials can be reproduced, the basic requirement of recitation has been met.

The concept of recitation has undergone a change. The old idea of lesson learning has been washed away. In present day teaching, the teacher should raise questions which



keep the students active because these involve:

- (a) interpretation,
- (b) criticism,
- (c) supplementing, or
- (d) application along the lines studied.

There is no set procedure for recitation. Every teacher will have his own procedure. We can only give some suggestions:

- i) Teacher should adopt a favourable attitude. A story can help to create interest and makes recitation easy.
- ii) Recitation should be well planned. Movement from phase to phase should take place with precision and naturalness.
- iii) Before asking someone to recite, the teacher should discover his adequacy or preparation for the same.
- iv) Recitation must come after discussion. All should participate in discussion. Students should be encouraged to contribute something. Teacher should not talk. Let the students talk.
- v) Students' co-operation must be sought at every step

**(c) The Discussion Strategy**

Group discussion is now recognized as a basic strategy of education, both for regular students and for adults to a large extent. There are many reasons which supplement this, two of which are:

- i) The method helps in “internalizing” and using the facts for our sake, which can be collected with the help of other strategies at our disposal.
- ii) Children and adults have a rich background of experience which the educational process can draw. These experiences more valid as a source of material for group learning than abstract textbooks.

It has been said: Discussion is the process whereby two or more people express, clarify and pool their knowledge, experiences, opinions feelings. It is a co-operative process in which several minds work together on a basis of equality and mutual respect.

Tewksbury (2004) has highlighted that the primary benefit of discussion is that students are engaged in thinking and analyzing concepts. Students are engaged intellectually. This technique has several potential drawbacks:

1. The primary drawback is that the technique can consume more time than lecture method for a comparable amount of material to be delivered.
2. Some students tend to dominate discussions. Some students come poorly prepared, no matter what the incentive.
3. Students may ask irrelevant questions and discussion can go astray from intended topic.
4. Assessing students' learning associated with a discussion is potentially difficult.

The basic idea of discussion can be combined with other method to give different variations. Some of those forms or types are:

- 1) **Symposium:** In this type of discussion, three or more person presents their views on a several sided question or topic. Each takes a different aspect. It can be followed by questions and discussion. This method provides for greater freedom in audience participation. One precaution to be taken is that all the speakers should have equal ability.
- 2) **Panel discussion:** Here a few people with different background and experience discuss a thing while others listen. They are course free to get their doubts removed. It requires a skillful moderator to see that the members do not start arguing or making long speeches.
- 3) **Informal group discussion:** In this, the pupil is the leader of the discussion activity. Leadership qualities are developed by the method, in which students feel free and easy and their thinking ability is tested. However, the discussion requires careful handling.
- 4) **Formalized group discussion:** In this, there is a discussion lead and several resource members who represent special skills a specialized knowledge essential to the problem which the group discussing. There is also a recorder. The leader keeps discussion on the track. At intervals, he summarizes it and clarifies the points that have been made. No confusion should prevail.
- 5) **Institutional forms of socialized procedure:** It has become popular to cast the class into the many forms of social or administration organizations that exist in the community - a mock parliament a simulated party convention. This way, one can get the feeling democratic limitations.

### 4.3 INSTRUCTIONAL PROCESSES FOR MOTIVATION

Boredom is often it major problem in the classroom and the instructional styles of many teachers do not even recognise this factor. They remain stationary at a place or speak in a monotonous voice throughout. Effectiveness of instructions involve deliberate changing of various attention-compelling behaviours of the teacher in order to maintain pupils intention at high level.

#### (i) *Individual Instruction - Teaching Skills*

The behaviours corresponding to the skill can be stated as follow:

- a) **Movement:** Teacher's movement in the classroom from one place to another facilitate useful skills for attention. Such movements must be purposeful. For example, movement towards black-board to discuss it point of it.
- b) **Gestures:** Movements of head, hands and body for more expressive and dynamic presentation: For example, to express emotion, to indicate sizes, shapes, movement etc.
- c) **Change in speech pattern:** Sudden or radical change in tone, volume or speed of the teacher's speech. modulation of voice, etc., help to avoid monotony.
- d) **Focusing:** Verbal, gestural or verbal -gestural focussing and calling attention to specific material, as "Listen to this," or "Look at this" etc.

- e) **Change in interaction styles:** Instead of teacher monologue, teacher is encouraged to use three patterns of interaction.
- Teacher-Group: Teacher making a dialogue with the entire class which answers questions.
  - Teacher-Student: An individual student is asked probing questions.
  - Student to Student: One student's response is redirected to another student for comment or clarification.
- f) **Pausing.** Short deliberate intervals of silence used while information is conveyed to pupils, i.e., from oral visual to oral oral-visual to visual oral-visual.

### 1. Skill of Probing Questions

When the teacher puts a question to the class, he gets various types of responses from the pupils. In such a situation, when correct responses are not given, the teacher should lead the pupils to the correct response without resorting to punishment. The teacher has to go deep into the pupil's responses or probe into them by asking it number of questions about what they already know and to lead them to the correct response.

The following are the components of the skill of probing questions:

- a) Prompting. Ask questions in which there is a hint for the pupil which helps in reaching the expected response.
- b) Seeking further information. Questions where more information is sought, asking how and why of correct or wrong part of the partially correct answer.
- c) Refocussing questions. Questions which seek from the pupil to compare the phenomenon with other phenomena for similarity or contrast or for any other relationship.
- d) Redirected questions. Questions which are directed to more than one pupil for response.
- e) Increasing critical awareness. Questions which require the pupil to rationally justify his response.

### 2. Skill of Explanation

Explanation is a set of interrelated statements made by the teacher, related to a phenomenon or an idea in order to increase understanding in the pupils about it. In order to be a good explainer, the teacher trainee has to develop certain desirable behaviours like using explaining links, using beginning and concluding statements. Side by side he has to avoid undesirable behaviour like irrelevant statement lacking in continuity, or using inappropriate vocabulary lacking in fluency, and using vague words and phrases.

### 3. Skill of Using Blackboard

Blackboard or chalkboard is one of the most widely used visual aids in a classroom. Very often, it is also misused. Many teachers seem to forget the availability of a versatile tool close at hand. The components of the skill of using blackboard are (a) writing legibly on the blackboard, using different letters which are large enough to be read by pupils with adequate space in between the letters: (b) neatness of blackboard work which

can be achieved by retaining only the matter under locus and by seeing that there is no overwriting; and (c) appropriateness of written work in respect of meaning, brevity, simplicity and continuity of the points being presented. Also useful in underlying important words using coloured chalks, and developing necessary proportionate diagrams along with the lesson.

#### 4. Skill of Reinforcement

All pupils in a class need social approval of their behaviours. When they are answering the question, they are eager to know whether their answers are correct or not. When they are appreciated for a correct answer, they are eager to respond correctly and get the result of positive reinforcement. Reverse is also true. They can be discouraged by a teacher's behaviour. This skill must have the following components: Using verbal reinforces, repeating and rephrasing the pupil's answer, using extra-verbal cues like "well done!" to encourage pupils while answering, and writing pupil's answers on the blackboard. These are positive reinforces. On the other hand, a teacher should avoid using negative verbal reinforcement, or negative non-verbal reinforcement. Only positive reinforcement should be used.

#### *Group Instruction*

This is a student centered strategy in which pupils are divided into groups and they are encouraged to discuss a given subject matter. This approach is also called discussion approach. However, it is of two types (1) By the teacher (2) by the student.

**By the Teacher:** Group discussion is dominated by the teacher. Classroom climate is autocratic, and most of the time, (ie teacher is active and the students accept his ideas and views.

**By the Student:** After giving a lecture, the teacher, encourages the students to participate in group discussion. He supervises them and provides guidance to make the discussion fruitful.

Group instructions are based on the following principles. (i) Principle of active participation. (ii) Principle of learning by listening. However, the main focus is to achieve higher order of cognitive and affective, objectives.

There are formal and informal forms of groups instruction. Informal discussions, the matter to be discussed is highly structured. Proper schedule is prepared and certain rules are followed. Teacher acts as leader of the group.

On the other hand, in informal discussions, the subject matter to be discussed is not unstructured. No fixed schedule is prepared and no rules are to be followed. An outstanding student is selected as leader by the group of students. He plans the discussion and leads it. The teacher is passive and merely supervises the students involved in the discussion.

The following steps are required for planning of group discussion:

1. Topic is decided for discussion.
2. Objectives of discussion are decided.
3. Time limit is fixed.
4. Weightage points are decided.
5. Penalty points are also decided.

Group instruction/discussion has the following advantages:

1. Affective and higher level of cognitive objectives are achieved.
2. It helps in developing self-confidence among the learners.
3. It induces comparative discussion on favour and disfavour basis.
4. It provides freedom for expression to the learners.
5. It develops the habit of co-operation.
6. It also promotes the habit of listening one's views being criticized.
7. Learners try to reach a conclusion with the help of team-spirit and co-operation.

Group instruction/discussion has the following advantages.

- a) Group discussion cannot be used for basic teaching strategy, it can be used as a supplementary technique after lecture demonstration.
- b) It is quite time-consuming. So, the teacher must fix a schedule for discussion to make it a purposeful activity.
- c) It can only be applied to average and above average students. It is the teacher's duty to form groups on the basis of some criteria of intelligence and abilities. He should provide them to accordingly, so that students of low intelligence and abilities also be benefited.
- d) If a group discussion/instruction is not properly organized, it create dis-satisfaction against the teacher and the whole exercise be a waste of time. So a teacher must plan the discuss beforehand to avoid embarrassment to anyone.

### **(iii) Simulated Instructions**

There are five skills which K. Sampath and his associates (1994) considered important. Simulation means to copy. It is another innovation in teacher education.

Simulation offers opportunities for compensating the trainee for lack of actual time spent in practice teaching. Simulation is a “controlled representation of reality involving role playing” and a simplified but minimally distorted reflection of class teaching.

Some other definitions of simulated reaching and simulation are as under:

1. Dictionary meaning: “Simulation is defined as giving the appearance of or effect of, to have characteristics of.”
2. Tansy's definition, “Simulation is the all-inclusive term which contains those activities which produce artificial environments or which provide artificial experiences for the participants in the activity. It is reproduction of the reality.”
3. View of Fink, “Simulation is the controlled representation of reality.”

There are three important ingredients of simulated teaching:

1. Simulated teaching implies an analysis of the teaching act and of the teaching learning situation from the point of view of the learner.
2. It is made of the actual role-playing operation by the teacher.
3. Evaluation of the effect of simulated teaching is the third property of simulation. If the teaching behaviour does show some changes in the structuring devices of the practising teacher, it may be considered to be the effect of simulation practice.

Simulated teaching is a teacher training system based on the technique of simulation. This could present the student will up to thirty-one different simulated problems related to teaching. The aim of 'Teaching Problem Laboratory' is for the participant to assume the role of teacher and to practise solving the teaching problems he has identified.

Simulation technique is usually employed before sending the student teachers to actual teaching practice. Concrete examples of teaching problems and activities are presented in a structured way so that the student teachers are able to abstract the common general features from the specific examples. Simulation technique, thus, helps in developing requisite skills of teaching in them.

Lunce (2006) has elaborated educational simulations into four categories: Physical, Interactive, Procedural or Situational.

1. Physical simulations allow the learner to manipulate variables in an open-ended scenario and observe the results. An example of a physical simulation would be a model of global weather patterns in which the student can manipulate certain parameters and observe the outcome.
2. Interactive simulations tend to focus on discovery learning by providing the student with opportunities to conduct scientific research, build and test hypothesis and observe the results. This type of simulation typically focuses on teaching phenomena which are not readily observable in real-time, for example; phenomena from biology, geology or economics. In this case, the student would repeatedly run the simulation, altering variables with each interaction to test a hypothesis.
3. In a procedural simulation the student manipulates simulated objects with the goal of mastering the skills required to correctly and accurately manipulate physical objects in a real world setting. A typical example of a procedural simulation is a chemistry lab experiment in which the student manipulates simulated laboratory equipment with the goal of preparing the student for working in a real world laboratory setting.
4. Situational simulations generally model human behavior focusing on attitudes of individuals or groups in scientific settings. These simulations often employ role playing as a vehicle to allow students to explore different options and decision paths.

According to Rowntree, (1988) *there are* three roles: (1) the teacher, (2) the pupil. (3) the observer: and three elements: (1) diagnosis. (2) prescription, and (3) evaluation in the Simulation Training Techniques.



The following steps or procedure have been recommended in simulated teaching:

1. A small group of pupil-teachers is selected. They are assigned different letters in an alphabetic order Such as A through D or E. The role assignments are rotated within the group to give chance to everyone. Thus every member of the group gets an opportunity of playing the role.
2. The skills to be practised are discussed and the topics that fit ill the skills are suggested. One topic each is selected by the group members for exercise.
3. This refers to deciding who starts the conversation, who will intervene, who will stop the interaction and when it will be stopped and so on.
4. This step is undertaken to speculate the procedure of evaluation and deciding what kind of data and opinions can best be presented to the actor when the interaction stops.
5. First the practice session is conducted and the actor is provided with feedback on his performance. As soon as the practice sessions are working smoothly, and each person has had an opportunity to the actor, the task should he made more difficult.
6. Be prepared to change the procedure, change the topics and move on to the next skill, so as to present it significant challenge to each actor and to keep the interest to the maximum.

The merits of simulated teaching are:

1. Simulated teaching is between theory and practice.
2. It is an innovation. It keeps one motivated and amused.
3. As a result of role playing, critical thinking is developed in the students.
4. Simulated teaching is a social laboratory. It leads to the development of social skills.
5. The behaviour problems of the class are better understood.
6. New vistas for teaching and learning are opened.

Following are the demerits of Simulated Teaching:

1. Simulated teaching is away from reality. In fact, all of it is a copy of reality.
2. It requires a lot of preparation on the part of teachers.
3. It can be a sheer waste of time if not properly executed.
4. The feedback provided is not total but only the most likely.

#### (iv) Interactive Instruction

In interactive instructions, the teachers should recognise that the class is a group constituted by pupils from various social, economic and religious backgrounds. These students interact first with one another, and secondly with the teacher. If a teacher does not know how his students have to behave amongst themselves, or with reference to him, he simply cannot teach. Amongst the group will always be some who are aggressive, others are naughty and still others timid and shy at the mercy of the bullying, ones. Some will like the teacher and others will detest him. The task of the teacher thus is to know who behaves in what manner and then only his education/teaching will be effective. The results of classroom interaction also get reflected in the society. The society will know the rebel of tomorrow by simply watching the students behaviour today in the classroom. It

will also tell about social adjustments. We simply cannot imagine class without interaction. The interaction will also help the teacher to correct himself if the learning benefits are to be maximum. Hence the concept and the importance of classroom interaction. There are many factors on which classroom interaction depends. Important ones are:

1. Socio-economic status: This means the socio-economic status of the parents. Poor children react adversely to the ones coming from richer families and those with social influence.
2. Intellectual level of child: It is second important factor governing classroom interaction. The intelligent child has his own company, but whenever a less intelligent or backward child seeks his help it is readily given. Intelligent children like to help their weaker brethren. There are only few intellectual snobs.
3. Sex: It is a factor only in co-educational institutions upto secondary stage, boys and girls live in groups of their own. At the university stage, mixing begins. Teachers are not without influence of sex. Male teachers are partial toward girl student. This leads to indiscipline sometimes.
4. Interest and Aptitude: Games are responsible for interaction at the lower level or in lower classes, but then at a higher age friendships are formed on the basis of interests and aptitudes. Even relationship does not help. Two brothers having like interests c aptitude will have different sets of friends.
5. Common Interest: Enemies unite when their interest is common Students who otherwise are hostile can join together against a bad teacher. So common interest is an important factor.
6. Teaching as interaction/Flanders teaching: Classroom teaching an interactive process in which a teacher tries to influence the students represented in a group. The influence is not only on way. Both teachers and the students influence each other. Flandet (1959) has attempted to reduce the whole teaching act in terms of verbal interaction. The entire verbal interaction in a classroom has been put into two broad acts—silence and talk. Talk has been further sub-divided into two—teacher-talk and student-talk. Under Flanders system there are two categories in student-talk and there are seven categories in teacher-talk. Teacher-talk categories are further sub-divided under direct and indirect patterns of influence. For direct pattern of influence there are three categories, and of indirect pattern of influence there are four categories. Thus classroom interaction can be studied under ten categories following the Flanders system. The ten categories that are used for interaction analysis are given below.

#### **Teacher Talk—Indirect Influence:**

1. Accepts feeling: Accepts and clarifies the feeling tone of the students in a non-threatening manner. Feeling may be positive c negative, and includes, predicting or recalling feelings.
2. Praises or Encourages: Praises or encourages the students' action or behaviour. Jokes that release tension, not at the expenses of another individual, nodding head or saying, “un hm” or “go on” are included.
3. Accepts or uses idea of student: Clarifying, building or developing ideas suggested



- by a student. As the teacher brings more of li own ideas into play, he shifts to category five.
4. Asks question: Asks a question about content or procedure with the intent that a student answers.
  5. Lecturing: Gives facts or opinions about content or procedure, expressing his own ideas, asking rhetorical questions.
  6. Giving directions: Directions, commands, or orders with which a student is expected to comply.
  7. Criticizing or justifying authority: Statement intended to change student behaviour from non -acceptance pattern howling someone out: stating why the teacher is doing what he is doing: extreme self-reference.
  8. Student talk-response: Talk by student in response to teacher. Teacher initiates the contact or solicits student's statement.
  9. Student talk-initiation: Talk by students which they initiate. If "calling on" student is only to indicate who may talk next, the observer must decide whether student wanted to talk or not.
  10. Silence or confusion: Pauses, short periods of silence and periods of confusion in which communication cannot be understood by the observer.

The observer sits in a classroom in the best position available so that he hears and sees the participants. At the end of each second he decides which category best represents the communication events just completed. He writes this category's number while simultaneously assessing communication in the next 3 seconds. Thereby, the observer works at a rate of 20 to 24 observations per minute. As soon as the total observation is completed, the observer goes to a nearby room and completes a general description of each separate activity period. Then 10 x 10 matrix, as suggested by Flanders, is completed and the results interpreted.

This technique is very useful in teacher education programmes where pupil teachers can be observed while teaching and enable them to improve their skill. The pupil teachers shall learn to control their own behaviour for the professional purposes of managing effective classroom learning. It is the duty of the teacher-educator to help prospective teachers discover what their teaching intention should be, and create training situations in which the behaviour gradually matches intentions with practice. The system of Flanders' interaction analysis also suffers from many limitations. Only a few are mentioned here. This system is not a perfect system. It does not take into consideration the totality of classroom situations. It is possible that some unrecorded aspects of the teaching act may be more important than the recorded ones.

#### 4.4 ACTIVITIES

1. Draw a flow chart for developing learner profile by indicating all possible essential steps.
2. Discuss the instructional strategies with your colleagues in the study centre and prepare it note on the best instructional strategy.
3. Write below the important steps required for student motivation.

---

---

---

4. Write down the instructional process which you think is more appropriate for secondary schools of Pakistan.

---

---

---

## 4.5 EXERCISE

Hopefully, you have studied the unit, now please answer the following questions:

- Q. 1 Now you will develop a learning profile before providing instructions to the students?
- Q. 2 Discuss the essential components required for developing a student's learning profile.
- Q. 3 Critically examine the instructional strategies. Which strategy do you think more appropriate for teaching-learning process in Pakistan.
- Q. 4 "Lecture is defined as strategy discourse on a subject where one person talks and the others listen." Discuss.
- Q. 5 Discuss the advantages and disadvantages of lecture strategy.
- Q. 6 While lecturing in the class which measures are essential for the teacher? Discuss.
- Q. 7 Describe the recitation strategy.
- Q. 8 Critically examine the discussion strategy in the teaching-learning process.
- Q. 9 Define motivation. Also discuss the methods of motivation which make the teaching-learning process more effective and efficient.
- Q. 10 Discuss the instructional processes in teaching.
- Q. 11 Explain the theories of instruction in teaching.
- Q. 12 Explain teaching. Discuss various phases and operations of teaching.
- Q. 13 What do you understand by operations of teaching? Give importance of these operations in education and training.
- Q. 14 Write a short note on the followings:
1. Individual instruction.
  2. Group instruction.
  3. Simulated instruction.
  4. Inter-active instruction

#### 4.6 BIBLIOGRAPHY

1. Jorgensen, N. (2005). Instructional Theory. Retrieved from [www.natejorgensen.com/portfolio/Jorgensen\\_theory\\_prose.pdf](http://www.natejorgensen.com/portfolio/Jorgensen_theory_prose.pdf), Accessed on November 20, 2011.
2. Harris, B. (2009). Education Theory. Retrieved from [www.wikipedia.org/wiki/Education\\_Theory](http://www.wikipedia.org/wiki/Education_Theory), Accessed on November 12, 2011.
3. Kelly, M. (2011). Lecture Pros and Cons. Retrieved from [www.712educators.about.com/od/lessonplans/p/lecture.htm](http://www.712educators.about.com/od/lessonplans/p/lecture.htm), Accessed on November 10, 2011.
4. Tewksbury, B. (2004). Having Discussion in Class. Boston, MA: Allyn and Bacon.

## Unit–5

---

# INSTRUCTIONAL MEDIA

---

علامہ اقبال اوپن یونیورسٹی کی معلومات کے لیے **AIOU Studio 9** یوٹیوب چینل کو سبسکرائب کریں۔

## CONTENTS

	<i>Page No.</i>
Introduction.....	67
Objectives .....	67
5.1 Graphic Aids .....	68
5.2 Broads .....	69
5.3 Non-Projected Aids .....	72
5.4 Still Projected Aids.....	74
5.5 Field Trips and Excursions.....	76
5.6 Exhibitions .....	77
5.7 Museums .....	81
5.8 Radio .....	84
5.9 Educational Television.....	85
5.10 Record Player.....	88
5.11 Tape Recorder .....	89
5.12 Video Cassette Recorder .....	89
5.13 Video Discs .....	90
5.14 Language Laboratory .....	90
5.15 Activities .....	91
5.16 Exercise.....	92
5.17 References.....	92

## INTRODUCTION

Instructional aids are used by all good teachers. They are also called audio-visual aids. These aids help provide experiences similar to direct purposeful experiences which are not always received by the students. The teacher's business is to help, the student to draw out the best in himself and make it perfect (Sri Auobindo, 1972). During the process of attainment of perfection the student, in order to learn effectively, must understand the lessons taught the teachers. Teaching mainly consists of lectures by teachers. If the students are not mindful, the lectures' are wasted. Instructional aids help in securing attention of the students. They also impart variety to teaching styles, and break monotony of the methods of teaching. These aids not only promote understanding of the lessons, but also help the students in retention of knowledge.

All good teachers use these aids for improving the quality of their teaching. There are various types of aids. Each aid has its specific functions, and its advantages and limitations. The teacher has to know these functions in order to understand their relevancy in different teaching-learning situations. An aid cannot be applied arbitrarily. It has to be applied at proper place, at proper time and in proper manner. Their applicability also depends on their availability. Good teachers do long term planning and try to use proper aids by borrowing them from other sources, if not available in their own schools or in a nearby community. There are instances of non-use of aids, mostly due to ignorance of teachers. Hence knowledge about instructional aids is a must for every sincere teacher.

## OBJECTIVES

After studying the unit, it is hoped that you will be able to:

1. Explain graphic aids like maps, pictures, charts, graphs, globes and diagrams;
2. Discuss the utility of chalkboard/blackboard, bulletin board and flannel board in the teaching learning process;
3. Appreciate the utility of models, posters, filmstrip, projectors, slide projectors, epidiascope, overhead projector and microfiche;
4. Specify the significance of field trips and excursions;
5. Describe the role of exhibits in education;
6. Specify the utility of museums in education;
7. Discuss the role of educational radio and T.V;
8. Identify the role of tape recorder and record player in education;
9. State the potential advantages of V.C. R;
10. Evaluate the advantages of video disc;
11. Discuss the role of language laboratory in teaching and learning process.

What is instructional media?

According to Scanlan (2000) instructional media encompasses all the materials and physical means an instructor might use to implement instruction and facilitate students' achievement of instructional objectives. This may include traditional materials such as chalkboards, handouts, charts, slides, overheads, real objects, and videotape or films, as well as newer materials and methods such as computers, DVDs, CD-ROMs, the Internet and interactive Video conferencing. Instructional media is used for the purpose of attracting students' attention, developing interest, adjusting the learning climate, and promoting acceptance (of an idea).

## 5.1 GRAPHICS AIDS

### (a) *Charts*

Charts are very useful in the teaching of all subjects and can be prepared or purchased in the market. The pictures drawn on the chart should be cleared and of appropriate size.

### (b) *Maps*

Maps are generally used in teaching of history and geography, and are easily available in the market. But if the teacher makes the map in the classroom it is all the more effective. Necessary signs and scale should be mentioned on the maps and the lines neatly drawn.

### (c) *Picture*

When real objects or models are not available, pictures can be used as visual aids. All types of knowledge cannot be imparted through pictures and their importance as a form of effective visual aids cannot be denied. Pictures should be clear, lucid and of appropriate size, coloured pictures attract more attention, especially of younger children. A picture should be so presented that it is visible to all pupils of the class, and should of course be suitable to the subject matter.

### (d) *Graphs*

The use of graphs is more frequently done in teaching of geography, history, mathematics and science. It is more useful in comparative study. For example, the wheat production of the last few years can be effectively shown with the help of graph.

### (e) *Globe*

The globe occupies an important place in teaching equipment because it is a true representation of the earth. It can impart comprehensive and effective knowledge about the different parts of the earth, the solar and lunar eclipses, the relationship between the earth and the sun, the area of the earth planetary movements, day, night, air, and the hemisphere.

A good globe is the true representation of the shape, form, structure and situation of the earth. It attracts students' attention towards certain special features such as:

1. the real round shape of the earth:
2. its rotation round its axis, and the daily and yearly movements which result in day, night and change in seasons:



3. land is lesser in area than under water and the surface of earth is not even and level.
4. Knowledge regarding the boundaries of islands, countries, provinces, cities, their comparative size and mutual distances, latitude, longitude and altitude, and the fact that local, national and international time is better understood from a globe.

**(f) Diagrams**

Diagrams are figures expressed through lines to depict the complete shape and idea about a specific thing. The teacher uses graphs and diagram to impart knowledge of science, geography, etc. and it does not involve much expense and time. The following main points should be taken into consideration regarding diagrams.

- i. Graphs and diagrams be drawn in a manner to leave an effective impression on children.
- ii. In order to explain flowers and plants in Botany and different parts of the human body in biology, diagrams are very useful.
- iii. It will be more effective, if along with diagrams, the real object or its picture and film strip is shown.
- iv. Graphs and diagrams should be simple and clear, so as to be understood. Their size must be reasonable, so that it is visible to all the students. Diagrams should be in accordance with the subject. The teacher may use different colours to express the meaning in a better way, and to make the diagrams attractive.

Diagrams can be used effectively to explain various subject matters in visible form. Their success lies in the fact that students are able to understand the lines and the indicating words used in them and the message desired to be communicated. For example, internal construction of flower, eyes, ears and their working can be expressed through diagrams. In the same way they can also be used to depict the working of computer, radio and television and other equipment, if students have their previous knowledge and follow the indicating lines and words. As far as the introduction of the subject matter is concerned diagrams are a great help. They are able to communicate more information at a glance. All this is possible, if the students have been explained beforehand how to read the diagrams.

## 5.2 BOARDS

Many kinds of boards are being used in the teaching learning process. These include:

**(a) Blackboard/Chalkboard**

Chalk board is used for the following:

- i. For presenting summary.
- ii. For making any name or work clear and to accord it importance.
- iii. For writing the sketch of a certain plan.
- iv. For presenting charts, graphs, diagrams and examples.
- v. For clarifying the sequence of any operation or thing.
- vi. For giving certain instructions.
- vii. For writing rules and definitions.
- viii. For writing information, knowledge of data and tables.

Factors to be considered while using blackboard:

- a) The teacher should collect all the necessary information before the commencement of class work. The requisites may be a duster or anything else for wiping the board, apart from chalk, scale, forms, stencils and other materials.
- b) Black board should be cleaned with duster.
- c) Start writing from top of the left corner. Only important points should be noted on the black board kind it should not be used for comprehensive work.
- d) The teacher should plan in advance what is to be written on the blackboard. No map or chart should be prepared on the blackboard before the class nor no book should it be constantly used.
- e) Pointer should be frequently used.
- f) The blackboard should be placed in such a way that all students can see it. There should be no shadows on it. It should not be placed very high above the sight level. The first row of students in the classroom should be at least eight feet away from it.
- g) There should be clear and uniform writing on the blackboard. Whatever is written must be in order and sequence, so that students should also develop the habit of writing in an orderly manner.
- h) The size of words written on the blackboard should be conveniently visible to all students, and must be in straight lines.
- i) The teacher should not cover the board while standing and writing. He should be at an angle of  $45^{\circ}$  to it.
- j) After writing on the blackboard the teacher should stand at one side, supervise the class and attend to personal difficulties of students. He should do all these because every student could see and understand whatever is written on the blackboard.
- k) Whatever the teacher writes on the blackboard he should go on speaking the same.
- l) The teacher should also pay attention towards the students, in the writing.
- m) The blackboard must be renovated once in a year. It should be properly maintained.
- n) It will be seen that the blackboard/chalkboard has an important place among teaching equipments.

Blackboard/Chalkboard is one of the ancient means of imparting education. Teachers have started using chalkboards in place of blackboard in different methods of teaching. These boards can be green, yellow, or of any other colour instead of being black. Social studies and Science teachers have now started feeling that chalkboards are very useful for them. They can be used in different directions and for different purposes. They can be used to draw format of the subject matter, accounting to the work in progress, drawing figures, developing programmes and writing summaries. The blackboard is placed near the teacher and it can also play better role, if properly used by him. It needs to be mentioned here that this is required in most of the teachers, whether he/she has been teaching social studies, or it language, mathematics, science or any other subject.

It is indeed a sorry business that some teachers are not able to write on the blackboard. It is a fact that the teaching of social studies requires different types of maps pictures,

diagrams and other materials which are available in the market, but it cannot be denied that the best maps, pictures, charts, graphs are those which are prepared in the presence of students. These types of teaching aids may contain only those matters which are necessary and subsidiary to the reference being taught. The map or chart, which is prepared in the presence of students, is more effective and useful than those which are already prepared. This is why, preparing attractive maps, diagrams and charts on the chalk board or blackboard by the teacher adds to his ability and efficiency and effectiveness. There should not be too excessive a collection of teaching aids. In order to reinforce different meanings of the subjects matter different colours should be used. We can use chalk of different colours on the blackboard for the purpose. In short there should be proper planning of blackboard work.

The use of blackboard/chalkboard can be very inspiring if properly used. Cleanliness, tidiness and speed can be developed by the effective use of blackboards and chalkboards. A figure concerning a particular lesson drawn on the blackboard attracts the attention of the entire class. The teacher can lay stress on certain important aspects by writing on the blackboard and making maps, charts and diagram on it. The subjects to be displayed may be like this:

1. The life of a Pakistani village, which may have been displayed through photographs taken by students.
2. The life of hilly areas.
3. Sugar cane production of Pakistan.
4. The most important event of the week.
5. The covers of newly published books, which are supposed to be read by students.

**(b) Bulletin Boards**

Bulletin Boards are used for displaying the statements of learned persons, charts, graphs and other necessary pieces of information, so that students may be inspired and motivated for learning. The matter displayed on the bulletin board should be arranged in sequence and should be in accordance with the age and mental ability of the viewers. The board should be placed at a place where it can be easily seen and read by the students. These boards should be well-maintained and attractive. Students should also be provided the opportunity to display matters on them.

The matters displayed on the bulletin board must be attractive, meaningful, interesting and appropriate to the situation. They may include pictures, cartoons, advertisements, graphs, maps, charts, figures, news and writings from magazines and periodicals. The matters to be displayed must be selected by the committee.

Usefulness of bulletin boards:

1. Matters displayed through bulletin boards should not only be interesting but also, intelligible to students.

2. As far as possible the matter should relate with the subject being taught to class.
3. The material should be changed with the change of educational objects and problems. It should provide desired direction for the unit being studied.
4. Headings, notes, covers, titles and colours, should be used in balanced artistic way so that the display is made meaningful and useful.
5. If students prepare certain material or bring after preparing it at home, they should be provided the opportunity to display it on the bulletin board.
6. Students should be provided with the opportunity to discuss the materials being displayed or that are displayable.

**(c) Flannel Board**

Flannel boards should be sufficiently used in the teaching of social studies and science. Flannel boards are to a great extent similar to blackboard. They have a specific opportunity to change colour and speed and to changes. This is why flannel boards are interesting.

- i. Coloured little series relating to a particular period or move can be prepared and displayed in sequence in a useful way.
- ii. While teaching a particular unit or regional expansion, a big may be cut into useful pieces and shown on the flannel board adding the extended regions.
- iii. Pictures, photos, charts and graphs may be cut from newspapers and magazines and displayed on the flannel board, while teaching the economic social and political aspects of any country.
- iv. Charts of cities, provinces or governments may be prepared and displayed on the flannel board and the constituents of government may be explained.

The use of flannel board may prove to be useful for all types of students. It is specially useful for slow learners because it familiarizes them with ideas, places, persons and new descriptions.

### 5.3 NON-PROJECTED AIDS

**(a) Models**

Model means the artificial form of an object similar and alike the original. It does not mean that it should be a true imitation, but it should look like the original so that students may have an idea of the real object. While preparing a model, size, place, time price, etc., should be into consideration. For example the Shah-i-Qila, an aeroplane or a railway engine cannot be brought into the classroom, but their small models can provide information about their construction.

Models are the reduced form of real objects to make their shape and form clear. Models are used in situations when the real object are very big and cannot be made available, and their pictures do not present true knowledge about them. For example, while discussing a dam, a good model of the dam may provide effective knowledge about it because a chart or picture cannot do full justice, models of aeroplane, wild beasts, mountains, etc, can be used. They should be clear, attractive and representative of the real object.

Models are often three dimensional representations of real things or abstract systems. Models can play an extremely useful role in a wide range of instructional situations. They are, however, particularly useful in three specific roles namely, as visual support materials in mass instruction, as objects for study or manipulation in individualized learning, and as construct projects for individuals, small groups or even entire classes. There are also two-dimensional models which can be used for effective instructions (Scanlan, 2000).

**(b) Real Objects**

The use of real objects as aids in teaching is the best way. For example, while teaching botany, the real plant can be used as teaching aid. It creates interest among students. As such, as far as possible the real object should be used as teaching aid.

It is always better to collect certain items, like bones, wings, leaves, flowers, metal coins, pieces of rock, stones tools and equipment, etc., and use them as teaching aids, while discussing these objects. Small bottles can be used for keeping different types of grain and pulses as samples. Flowers and leaves may be pressed between pieces of blotting paper for 4-5 days and made flat and stored in the file collections and rare objects should be stored in glass jars and boxes and almirahs and displayed whenever required. These articles are very important for teaching social studies and sciences. Metal coins have got a special significance.

**(c) Posters**

Posters have an important place among the equipment used in the educational process. Posters are the pictures of individuals, places, events and things but their expression is not direct and very clear. They have their own special indirect and symbolic value. While ordinary pictures furnish much information about a subject matter, posters are forceful expression of ideas. They are centered round a particular idea which is used to communicate a particular feeling. A poster is also used as a means to appeal to students in its own unique way. It leaves an impression on the reader. That is why it is widely used as a means of advertisement the publicity. Posters create a suitable atmosphere for change or to bulk up certain thinking, ideology and to inspire for doing it certain job. It can modify the behaviour of not only an individual. But also an entire group. It can be helpful in advancing plans for its movement and to direct an entire group towards a desired direction.

Posters are good means of communicating to the students in all attractive manner. Poster may concern any subject. Attractive posters use less number of words, and students receive information immediately through its lines and remarks. The idea behind the poster must be clear. The presented idea should be organized in its chain so that students can understand the theme. The selection matching and contrast of colours should be balanced the written matter on the poster should be bigger in size so that students can see it clearly. Posters can leave a permanent impression on students regarding personal hygiene, cleaning of teeth, hair, eyes and clothes, dangers of eating dirty eatables important of cleanliness and other good habits. Posters can be prepared with the help of magazines, cuttings and pictures. Posters can be prepared on paper, wood, cloth and play wood in different colours and sizes.

Posters can be obtained by teachers from external and internal sources. The teacher should himself try to collect, and also with the help of students whatever useful is available from the community, society and from the advertisement and publicity world outside the school. The school should also try to get posters prepared by students in order to develop constructively ability among students as it par of internal source. The following points should be taken in mind, consideration for preparing storing and using posters.

1. The importance of poster as an education media must be recognized. Poster should be collected and prepared so that specific learning objectives can be attained.
2. Only those posters should be selected and used which can be easily understood by students of a class, and can modify their behaviour or bring it to it desired level.
3. While selecting the right posters for the class the teacher must take into consideration their potential for forceful expression of an idea. The idea should be clearly conveyed and appeal to growing minds.

Therefore, posters should be used effectively and forcefully in the teaching process. Their use can enable the teacher to achieve cherished goals.

Posters can be used to impart information regarding traffic rules, explain means of communication and fundamental rights, etc.

#### **(d) Film Strip**

According to Scanlan (2000), film strip is an improvement upon slide projector. The device may be used as a slide projector or as a film strip projector. Instead of using different slides for different topics or more slides for one topic, one strip or piece of still film is prepared. Slides produced on films are called film strips. A film strip consists of a strip of cellulose acetate film 16mm or 35mm wide and length 2 to 5 feet. It usually consists of 40 to 100 separate pictures related to a particular subject, topic or theme. These pictures may be connected with series of drawings, photographs, diagrams, or combination of these. Such strip or a piece of still film serves the same purpose as served by a number of slides.

### **5.4 STILL PROJECTED AIDS**

#### **(a) Projector**

Projector or Magic Lantern is considered to be one of the most ancient inventions in education aids. It is also known as diascope or slide projector. It works by enlarging the slide figure on it screen.

In a projector, it slide is invertly inserted and by casting a strong light to pass through it, a magnified image of the picture on the slide is thrown on the screen.

As an aid to teaching, it occupies a special place. With it can shown spreading of diseases, the size/shape of small objects, ailments, caused by dirty water, the reproductive functioning of mosquitoes which are too subtle otherwise, but are magnified by the



projector on the screen. The teacher becomes really efficient in making the teaching of social studies interesting.

The utility of projector in teaching:

1. Before showing the slide on the screen, if the teacher give, pupils some information about the topic, it will have a greater impact on them.
2. The teacher should continue throwing hints, while the slit being shown?
3. It is a convenient aid and so can be used in the class at any and place.

### **(b) Slide Projector**

Simplest form of visual aid is a slide projector. It is also known as Projector. It is a machine which projects slides on a screen.

Film Strip Projector is the most popular device used for projecting film strips and 2"x2" slides. It is essentially a simple mechanism and it consist of a lamp of 300 or 500 watt bulb, a reflector to conserve light. condensing lenses to concentrate all the light into a beam and a smooth channel for threading the film. On the base of the channel is a knob which is turned by hand to pull the film strip through the projector. The knob turns the sprocket wheel whose teeth fit into the sprocket holes on the film strips.

Every school must have one or two such projectors, and large schools must have many more. it is simple to use slide is a small piece of film or other transparent material on which a single pictorial image or scene has been photographed. The slides should be in sequence, as per the topic discussed.

These slide projectors are sometimes not available or are defective and teachers do not feel like using them. Other forms are opaque projector and overhead projector.

### **(c) Epidiascope**

It is used to show opaque object on the screen. This is why, it is supposed to be better than a magic lantern. Any chart picture nap, photograph and any printed matter can be projected without being detached from the book, there is no need for making slide for it. When opaque objects are projected, it is called Episcopes. In case slide is projected it is called Diascope. This is the only men is to project both transparent and opaque objects

We can use bulbs between 100-500 Watts in Epidiascope. A fan is also used to protect the equipment from the heat generated by the bulb.

There must be proper darkness in the room while the Epidiascope is in operation so that the picture on the screen could be clearly visible. Notes and explanations by the teacher are also necessary together with projection. This equipment can be easily used for teaching any subject from any field.

**(d) Overhead Projector and Transparencies**

According to Scanlan (2000) the overhead projector has opened a new dimension in communication. It represents a lot of improvement over magic lantern, slide and film projectors. The name 'Overhead Projector' comes from the fact that the projected image is behind and over the head of the speaker/teacher. In overhead projection, a transparent visual is placed on a horizontal stage on top of light source. The light passes through this transparency and then is reflected at 90° angle on the screen at the back of the speaker.

While using the projector or overhead projector the following precautions call he taken:

1. There should be no movement while the projector is in operation.
2. The electric bulb should not be touched with hand.
3. The equipment should not be used for a long duration.
4. The lens and the mirror of the equipment should he cleaned with cloth or brush.
5. The fluctuation ill the voltage of electricity should be controlled through stabilizer.

Transparencies are used with overhead projectors. The overhead projector, besides projecting images and scripts previously written on transparent sheets, is also used as chalkboard. A teacher call teach very well through an overhead projector. Its surface is covered with glass/plastic. The bulb is placed below this surface. Light from the bulb passing through the surface, reaches the mirror kept at 45 degrees angle and gets reflected to fall on the wall in front of the students. In this case, the teacher can face the students and write on the overhead projector surface and the written material gets projected on the wall. The height of the image can he adjusted. The teacher need not keep his back towards the students as happens in case of use of chalk board. Two or three pictures, graphs, images etc. can be superimposed. Generally, a roll of cellophane sheet is attached to one end of this projector, and images; graphs, etc. can be drawn beforehand and used at a suitable time.

**(e) Microfiche**

Microfiches are flat sheets of film measuring 105mm x 148mm cut from 105mm roll film. Each fiche carries either 98 or 60 frames of images in rows and columns and is headed with an eye-legible little strip. Thus book or other publication of 98 or fewer pages can be miniaturized on one microfiche at a reduction ratio or upto 1 = 24.

**5.5 FIELD TRIPS AND EXCURSIONS**

Some experience outside the class should also be provided. It is an away from school and is carried out by one or more students.

Field trip provides firsthand experience. You want 10 see a coal mil you have to go there. That will he first hand experience and much in educative. A coal mine cannot he brought into a classroom.

Field trips not only broaden the minds of students but also change their attitudes towards it positive direction.



Field trips stand classified as short trips, formal trips, independent strip. It all depends upon the purpose of the trip.

Purpose of the trip must be clear to students. There are a number of purposes for which a field trip must be arranged:

1. To gain first hand information and contact.
2. To collect material needed for the course. Students of botany, biology undertake trips to collect specimens.
3. To become familiar with resources of the community.
4. To inspire good attitudes.

How to organize a trip? Any reasonable teacher can do it. Proper planning is a must to make it a grand success. Remember if a trip fails you will get all the discredit. Work out all details before going on a trip.

Libero, F. (1981) has given the following suggestions for organizing a trip:

1. Determine the specific aims of the trip.
2. Receive permission from the proper authorities to make the trip, and check all institutional regulations.
3. Make definite arrangements with regard to (i) date, (ii) time, (iii) number of students and (iv) objective of the trip.
4. If possible prepare guide sheets for students.
5. Check on location of rest rooms and eating facilities.
6. Check transport facilities.
7. In case you need to group the students, do the grouping in advance.
8. Make sure each student knows what he has to observe.
9. Keep to the time schedule. Be punctual.

After the trip is over, it can be followed up. You can discuss what you saw and heard. Let students ask you questions. Let you also ask them questions. You can prepare models based on your visit to the place.

## 5.6 EXHIBITIONS

An exhibition, in the most general sense, is an organized presentation and display of a selection of items. In practice exhibitions usually occur within museums, galleries and exhibition halls. Exhibitions may be permanent displays or temporary, but in common usage, exhibitions are considered temporary. Some exhibitions are shown in just one venue, however some exhibitions are shown in multiple locations and are called travelling exhibitions, and some are online exhibitions (Harris, 2011).

Exhibition is that technique which presents for viewing, before students and visitors those articles, items and objects about which they are currently discussing. It places before them objects they have talked about in the past. Such items of information as charts, maps, pictures, diagrams, globes, paintings, specimen of embroidery, knitting, modeling, toy-making and other samples of pupils' work are prepared by students and displayed in

exhibitions for students, their parents and members of the public. Exhibition is an excellent learning aid. The materials should be displayed in a certain section in a class room. Some schools have display cabinets in their corridors, some have exhibit rooms where handiwork of students and other material of current interest is displayed. Exhibits of pupils work in various fields like art, social studies, science and other related subjects are sources of great pride to the students and exhibition of such works excites, encourages and stimulates the interest of other pupils and their parents, and that of the general public for whom these things are displayed.

Exhibition has its specific educational importance in different fields. It enables the teachers to impart education in an interesting and effective manner. It serves as an impressive aid to teaching. It gives an opportunity to students and teachers to collect things and to display them properly for facilitating teaching learning. It promotes a sense of achievement and dignity of labour and spirit of cooperation among the students. The importance of exhibitions can be seen in the following ways:

**1. Psychological Value**

Preparing specimens and exhibits channelises the creative energies of the children and provides them emotional and psychological satisfaction. Students get the opportunity to show their originality and talent which is sometimes rewarded, and thus they are motivated to produce, present a display the best of their creation. Exhibition helps children in satisfying their instincts of curiosity, acquisition and constructiveness.

**2. Educational Value**

Exhibition is considered to be a direct and potent means of educating pupils. It imparts knowledge in concrete form. An exhibition can be arranged on different subjects and topics correlated with the curricula. Through exhibitions pupils manage to acquire concrete and permanent knowledge about stamps, coins, flags, flowers, leaves, different types of trees, clay modeling, sculptures, paintings, embroidery, charts, models and maps, etc.

**3. Financial Value**

The articles and goods prepared by the students can also be put on sale. Thus exhibition can become a source of income to the school. Parents, children and other well-wishers can encourage the students by buying articles displayed in the exhibitions. This will help in giving students pride of achievement and a sense of financial independence.

**4. Publicity Value**

Exhibitions have great publicity value for schools. Distinguished educationists, high administrative authorities, philanthropists, parents and community members are invited to see the school exhibition. It brings school and the community closer to each other. It helps the parents and public to know about the progress of the school and their children from time to time. The school earns appreciation from parents and the public and thus gets publicity.

5. **Useful for Public**

Exhibitions organized in schools act as an educative agency for the children and public. The Secondary Education Commission has rightly said "that exhibitions serve to educate the public at large and give them a realistic approach to scientific investigations and scientific discoveries" Thus these exhibitions have multiple values.

6. **Assessment Value**

It is essential to evaluate and assess the work of the pupils from time to time to know about their level of achievement. The school authorities assess the quality of products prepared by students for the exhibition and assign marks. Best works and products are thus rewarded. This arouses competition among students to excel and surpass each other in learning. The specimens of various things collected, albums prepared, craft products made, pictures and charts made kind paintings and other handiwork of students, and their application and assessment from time to time, promotes originality, creativity, interest, aptitude, skill and power of application of knowledge among them.

**Types of Exhibitions**

Exhibition has its own place in education and being a visual aid it is an effective means of instruction. Students learn from exhibitions both directly and indirectly. Education can be provided in its different fields by organizing different kinds of exhibitions at different occasions such as U.N.O. exhibitions, human rights exhibitions, book exhibitions, photographic exhibitions, school exhibitions, poster exhibitions, agricultural exhibitions, small-scale industry exhibitions, defence exhibition, and audio-visual exhibitions. Among these the most important exhibitions from educational point of view are the following.

a. **General or Public Exhibition**

The aim of this exhibition is to exhibit the progress of the country in different fields like agriculture, industry, defence, education, art and culture and other achievements of the various provinces. It gives an opportunity to visitors to come to know of the latest development in various fields and encourages them to do more and more research in these areas. Such exhibitions are arranged to apprise the public of activities and progress in every field. For example, National Industrial Exhibitions are organized every year successfully where industrial progress of Pakistan is demonstrated. A National Industrial Exhibition is also organized from time to time in Islamabad which provide us the information about Pakistan's trade and industry.

b. **Mobile Exhibition**

A mobile exhibition, as the name suggests, is an exhibition on wheels. These exhibitions can be taken from one place to another and are very popular in progressive and advanced Countries. They can be shown to the students again and again and help them in understanding the things and subject matter properly, clearly and vividly. They save time, energy and money of students and teachers as they are not very expensive. They are of great value and advantage for village

children and adults who cannot come front faraway places to see exhibitions in the cities. These exhibitions can also prove to be a great asset in solving current problems, because, through them people can be made to know, about the importance of growing more food, for example about population control, and solve various other problems like housing, drinking water, electricity, health services, education services and transport arising out of fast increasing population. In these exhibitions, play cards, bearing slogans like "Grow more food", "Shed hatred not blood", "small family leads to happy life" and "bride is dowry" etc. can be displayed to create profound effects on the minds of tile people about current Social and economic problems of the nation. These exhibitions also promote communal harmony, sense of love, affection and brotherhood and coexistence. Mobile exhibitions can he used to remind the people of the deeds and achievements of great men who worked for the achievement of Pakistan. They can instil a sense of patriotism in the people, apart from giving them an idea of the progress of agriculture, industry, military preparedness, literacy, development of villages, improvement of standards of living of the people, etc. In short, we can say that organization of such exhibitions is very helpful to the country, as, after seeing them, people are motivated to work harder and to take the country higher and higher towards economic and social development.

**c. School Exhibition**

School exhibitions are being organized by schools for many times during the academic coloration. It gives an opportunity to the students to exhibit their interest, aptitude and some sense of creativity. Every child has skill, aptitude and interest in a particular field. Exhibition gives proper environment and opportunity to children to express their talents and to show their skills. This is the reason students from well known schools are intelligent in specific fields. School exhibitions provide latest development of knowledge to the students regarding different subjects. They sharpen their intellect when they show special interest in collecting books, maps, models and charts etc. Thus school exhibitions help in providing informal and permanent instruction to the students.

**d. Audio Visual Exhibition**

Audio visual exhibition has a significant place in the educational process. In order to make educational programme interesting, effective, dynamic and meaningful, there is a strong need for organizing audio-visual exhibitions in every school every year. Use of audio-visual aids makes lessons more meaningful, interesting, impressive and useful to the students. Those teachers who make use of audio-visual aids are both popular and successful. Such exhibitions can be organized with teacher-student cooperation and students' opinion can be invited on how to organize such exhibitions, and also they can be asked to collect and prepare a list of all possible audio-visual aids that can possibly be used in the teaching of various subjects. In this regard creative children can play an important role and suggestions can be invited from them. While organizing audio-visual exhibition the teachers and students should keep in mind the different types of audio-visual aids relevant to

different subjects. Audio-visual aids also act as a guide to teachers. For example for better and effective teaching of history such audio-visual aids as time-line charts, pictures and models can be useful.

For teaching science, use of models of scientific apparatus and instruments is effective. For example, the teacher can demonstrate to the students the models of instruments used for generating electricity. In agriculture the teacher can use specimen of seeds, charts and pictures of different types of crops, means of irrigation and agricultural equipment like tractors, etc, to provide relevant knowledge to the students. Similarly use of audio-visual aids in other subjects like economics, geography, civics, mathematics, physics, chemistry, biology, etc. is essential to create interest in students and to make teaching-learning more meaningful, permanent and impressive.

In basic schools, education is craft centred which emphasizes the use of audio-visual aids. Audio-visual exhibition should have articles of different crafts such as basket making, to making, clay modelling, soap making and other handicrafts computer hardware and software, television, radio, tape-recorder teaching machine, epidiascope, diascop, film strips, picture charts, maps and models, etc. School exhibitions and audio-visual exhibitions reflect the different activities and educational standard: of pupils and teachers. These exhibitions are also helpful in making evaluation of school progress and educational achievement: of students and teachers.

## 5.7 MUSEUMS

Harris (2011) says that a museum is an institution that cares for a collection of artifacts and other objects of scientific, artistic, cultural or historical importance and makes them available for public viewing through exhibits that may be permanent or temporary. Mostly large museums throughout the world and more local ones exist in smaller cities.

To make the teaching-learning process meaningful, absorbing at interesting, it is essential that students should get direct experiences for education in order that their interest is sustained and they cooperate in learning. Presently, in order to facilitate teaching-learning, use of audio visual aids becoming more and more important. Every progressive school should have its own museum i.e. a place where it preserves historical, and cultural object Museum is helpful in imparting wholesome education at all levels. It is a sort agency of education. The word museum is derived from a Greek word which means temple of muses i.e. a place of study. The Secondary Education Commission has stressed the need, for setting up museums in schools for making the teaching-learning process more interesting. According to the Commission "Museums play a great role in the education of school children as they bring home to them more vividly and clearly than any prosaic lecture, the discoveries of the past and the various developments that have taken place in many fields science and technology". Museum is a place where different types of articles and collections relating to past are stored and exhibited in a systematic order. It helps in arousing social, political, economic and cultural consciousness among children.

Museum has its specific educational importance in different fields. enables the teachers to impart education in an attractive and impressive way serves as an effective aid to teaching. It gives an opportunity to students a" teachers to collect and display things properly to supplement teaching learning. It promotes a sense of dignity of labour and cooperation among students. It increases their general knowledge. It creates and fosters among them the spirit of enquiry into the past and to link the past with the present. The utility of museums can be appreciated from the following points of view:

**1. Educational or Academic Values**

Museums are important means to provide direct and correct knowledge to children. They help in supplying background of information regarding various fields of learning. Various subjects and topics in the curriculum can be corelated with museums. It is a general feeling that children learn better through demonstration and displays. Museums thus motivate pupils to learning. In museums display of paintings, sculptures, models and replicas of various old objects and scientific apparatus helps students in acquiring concrete and patient knowledge. For example, through museums ancient and modern models and collections of motor cars, railway engine and coaches, war material like guns, tanks and fighter planes, commercial aeroplane etc, the learning Curiosity of children can be greatly aroused. It is observed that processes of development of various scientific discoveries can be better understood and appreciated through demonstration. In brief, it has come to be generally accepted that museums serve as an effective and impressive teaching aid in the formative age.

**2. Financial Values**

Museum has great financial value to the students. Educationists gave the idea of basic education which emphasizes handicrafts for children such as soap making, match box making, candle making, toy making, clay modelling, painting, decoration pieces etc, so that they can earn in future by making and selling these articles. The Secondary Education Commission also lays stress on the concept of earning while learning. These articles can be made by children and displayed in museums and can be put on sale which can fetch income for schools and children, making them self-reliant. This will help in creating self confidence in children.

**3. Geographical Value**

Museum has geographical value too. The specimens and samples of soils, seeds, rocks, minerals, maps, models are very useful for the students to know about in regard to geography and biology. These things also create and arouse interest among students to learn about the past.

**4. Psychological Value**

Museum has great psychological value. It satisfies the instinct of constructiveness, curiosity and acquisitiveness of the child. Sometimes the best items are rewarded and the pupils are motivated to produce and create good things. This gives him emotional satisfaction also.



5. **Publicity Value**  
Museums have publicity value for schools. Distinguished educationists, higher authorities, parents and community members are invited to set the school museum. It brings the school and community closer to each other. It can help the parents and public to know about the progress of the school.
6. **Social Value**  
Museum is helpful in giving knowledge about the social activities, social sanctions, social structure, social values, interests and aptitudes of the society.
7. **Cultural Value**  
Museum has cultural value too. Everything kept in museum reflects the culture of the society. Dresses, models, coins, specimens of old articles preserved in museum tell us about the country's culture.
8. **Historical Value**  
Through museum, history will come to life when the children see the relics of the past. Collections of articles, pictures of old monuments, ruins, paintings, ornaments, dresses, weapons and sculptures, etc. will impress upon the students that history deals with real people, places and things.
9. **Political Value**  
Display of charts, models and pictures of national and international leaders like Quaid-e-Azam, Allama Iqbal, Sir Syed Ahmad Khan, Abraham Lincoln, Lenin, Miss Fatima Jinnah, Liaqat Ali Khan, and scores of other leaders will help in developing the sense of patriotism and nationalism among pupils. This will enable the students to know how these great men struggled for achieving freedom of their countries.
10. **Scientific Value**  
Display of pictures, charts and models of great scientists and their inventions and discoveries as of Newton, Marconi, the Wright Brothers, Madam Curie, Abu Ali Seena, Abul Rahan Al-Berouni and many others, motivate students to discover new things and thus museum has great scientific value for them.

In modern times, education has become child centred. Its aim is to develop the three H's i.e. Head, Heart and Hand of the student unlike the education of 3 R's i.e. Reading Writing and Arithmetic as in the past. For harmonious development of the child, it has become essential to give knowledge through direct objects so that it makes a permanent place in the minds of the children and creates motivation for learning. To fulfill this aim, every institution should arrange a school or audio visual museum on its premises. A museum is useful from the following angles:

- i. A school museum provides new and comparative knowledge to students and teachers to make teaching learning more effective, purposeful and meaningful.
- ii. The museum provides more and more learning experiences and widens the horizon of knowledge of the students.
- iii. It helps in developing cultural, economic, political, geographical, historical and educational awareness and consciousness among students and learners.

- iv. It encourages students to participate actively in the process of education and teaching-learning.
- v. It provides opportunities to the students to give shape and form to their imagination. It develops confidence among them and helps them in all-round development of their personalities.
- vi. When children look at the objects in the museum prepared and constructed by them, they feel delighted, proud and it develops originality and creativity in them.
- vii. By seeing new things in a school museum students will think about them and discuss them. A museum helps in developing the power of thinking and reasoning in students and develops their knowledge, interest, motivation and creative ability. It is in an important link in the educational process which opens the door to vast treasures store of knowledge.

Teachers, students, principal and school management should take active part in the organization of the school museum. Its organization needs careful planning and cooperation from all concerned.

## 5.8 RADIO

The importance of radio in these days of education, technology can hardly be overstressed. It is a powerful audio-aid. Pupils of remote places have been benefited by radio lessons. Lectures by educationists are broadcast for imparting useful information. The headmaster and concerned teachers must have before-hand information about such lesson programmes. There are two types of radio broadcasts:

### i. *Ordinary Broadcast*

Knowledge of general incidents and situations is given through ordinary broadcasts.

### ii. *Educational Broadcast*

Such broadcasts are especially designed for pupils in the form of radio-lessons to achieve teaching objectives.

#### a) *Use of Radio in Teaching*

- a) First of all, the teacher must gather information about radio-lessons and study the same. This type of study includes time table and list of programmes.
- b) He should carefully plan on the basis of information collected earlier and by establishing its relevance for the subject to be taught.
- c) He should motivate the pupils mentally so that they learn to listen attentively.
- d) Physical conditions i.e. seating arrangement, light and air, silence etc., should be well-organized.
- e) Follow-up should also be done after listening to the radio. Discussion should be held on the radio-lesson. Pupils should get opportunity to remove their doubts. They should take notes while listening to the broadcast lesson and thereafter they should get time to complete their notes. They should be asked not to put question during the broadcast lesson. They should be instructed to note down all the questions they want to ask when the broadcast over.



**b) Advantages of Radio**

- i. Radio gives opportunity for listening to lectures of famous educationists and thinkers which is otherwise not possible for and every pupil and teacher.
- ii. Radio broadcast helps the teacher in achievement of teaching objectives.
- iii. They also provide entertainment in addition to serious learning.
- iv. Radio is very helpful for remote areas where teaching Facilities are not adequately available.
- v. It is less costly and even common people call mike use of it.
- vi. The teacher also learns much about latest concepts and principles.
- vii. In view of the increasing population, radio broadcasts have acquired much importance.

**c) Limitations of Radio Lesson:**

- i. Sometimes the pupil's carelessness neutralizes the benefits.
- ii. Pupils remain passive during such radio lessons.
- iii. Follow-up programme is sometimes not honestly done.
- iv. Sometimes pupils and teachers fail to get prior information about radio broadcasts and they, thus, remain deprived of their benefits.

## 5.9 EDUCATIONAL TELEVISION

Through a television programme the audience not only hears but also sees an event taking place. Television is both audio and visual. It is a great improvement upon radio broadcast. It is fast becoming an integral part of school education. Invention of television has brought it great revolution in the world of education. Today it is considered to be really an important means for effective education. It is a powerful medium of communication through auditory as well as visual channels. It helps the students to listen and directly see the lesson on the television screen ensuring teaching learning to be durable and everlasting. This means distance and vision means to see. This appliance makes it possible to transmit instantly every picture sight written or spoken word, sound and action of events as they occur and one can see all these from a long distance.

Television was invented by J. L. Baird. Its popularity is fast increasing. It has been greatly used in developed and industrialized countries of the world for education and other purposes. It holds fascinating opportunities for the world of education. In this era of constant change, it has opened new vistas for instructional media to meet the problems of shortage of school facilities for ever growing school population. It is of immense help in the field of education to poor countries of the world where school going population is quite big and there is acute shortage of qualified teachers, well equipped laboratories and of necessary infrastructure for the growth of education. It can reduce the mounting cost of education in underdeveloped countries.

Utility and importance of television can be seen in various ways. One of its aims is to provide recreation and amusement to the masses. It is a mass media through which number of programmes relating to education, entertainment, culture and sports, etc. are

telecast for billions of people all over the world. Through various programmes, television helps its in achieving such aims and objectives as social economic and political justice, liberty of thought, express, belief, faith and worship. It also helps in promoting a sense of fraternity, the individual, equality of a status and of opportunity and cultural unity nation. It helps its in knowing what is happening in which part of the world.

As an instructional tool also television holds unlimited opportunities and it is being used in variety of ways for direct teaching, for supplementing classroom teaching for enriching schools and colleges. For eradicating illiteracy for educating adults and for teacher training. At the school level this powerful medium is being used by different countries in different ways in solving heir variety or immediate problems. Even highly developed countries of the work like France. U.K. USA and Japan have made great use of this medium to meet lack of school facilities, to modernise teaching techniques, to assign to teachers new functions and to stimulate active participation of students in the teaching learning process.

**a) Role of Television in Education**

Use of television has fascinating and tremendous opportunities in the world of education. Television as an instructional tool is being used in it variety of ways: for direct teaching. for supplementary or enriching the work of schools and colleges, for eradicating illiteracy, for adult education and teacher training etc. At school level, different countries are using this powerful medium in different ways in solving their immediate problems. For instance Italy made use of it to meet lack of middle school facilities in rural areas by imparting complete course of instruction normally given in middle schools. In France television has been greatly utilized as part of a vast effort to modernize teaching techniques.

- a) Television teaching provides greater equality of opportunities of receiving education for all pupils. We know education is the most important single factor in achieving rapid economic development and for creating a democratic social order. Television ad as a mass medium of education and is really a very powerful tool to provide qualitative instruction and for quantitative expansion of education at all levels.
- b) Television teaching creates initiative and inquisitiveness in students. Tele-lessons open a lot of avenues for the students for new creative activities by encouraging model making, experimenting with home-made apparatus and becoming keen observers.
- c) The impact of television on teachers is in no way less. It is evident that tele-lessons put greater demands upon teacher's time because they have to make intensive preparations for these lessons. Naturally this pressure for better preparation will result in better classroom teaching. Thus television is of great help in professional in developing a teacher's capacities.
- d) Through television, the whole teaching process is undergoing a change for the better. Teachers are giving more thought to what topics need to be included in the syllabus. Television programmes prove helpful in upgrading the curriculum and enriching the educational programme more easily and economically. Students are learning better with television.

- e) Television can display the world of reality and students can see a host of other things in the classroom through its screen which serves to widen the horizons of children, something that is not within the reach of a common student.
- f) Television as a medium of education has helped in making school a centre for community welfare and education.
- g) Television can help the teachers and the students in the realization of various teaching and learning objectives. Its use has improved attendance in high schools. In two shift schools, in view of less time at the disposal of teachers, television helps in completing the prescribed course in time. As an educational device it has helped in overcoming problems of shortage of good teachers, classrooms, audio and visual aids and other resources.
- h) Television can serve as a vehicle of excellence' to the students. They can view and hear about the works and thoughts, of eminent educationists, renowned teachers and scholars, creative scientists and excellent musicians and artists. Various discussions, which are shown on television, are based on the latest researches and innovations, and by listening to these and by seeing these experts on the television screen students and teachers get due inspiration and motivation and enrich their knowledge. By viewing the visit to Pakistan of foreign Presidents and other dignitaries and foreign visits of our national leaders anti their welcome in foreign countries, children feel excited and it gives them the feeling as if they are also visiting foreign countries with their national leaders.
- i) Television has played perhaps the greatest role in promoting international understanding. Recently all over the world a great emphasis has been laid on education in international understanding.
- j) The usefulness of television for social education cannot be under estimated. Various programmes covering topics like traffic and road sense, community health, adulteration in food, child marriage, good manners, encroachment of public property relating to social education can be put out for the welfare of the people. Experience shows that television teaching has greatly spread social education in underdeveloped countries having high illiteracy rates.
- k) Television is a very useful device and not a means of luxury. Things that are listened are not as effective as the things seen by one's own eyes. The younger generation feels more impressed by seeing a person on T.V. The main reason for the popularity of dramas and films is due to their hold on growing minds.
- l) With the help of television celebration of various national days, for example Independence Day. Birthday of Quaid-e-Azam Pakistan Day, Army parade, Eids, Ramadan etc, can be shown. Thus television helps in inculcating in students feelings of nationalism, patriotism and brotherhood.
- m) With the help of television, the students can be made aware of the progress and events of the nation and of foreign countries. While in school they can see the events taking place in any part of me world. They can also know about the educational system. Did structure of different countries.
- n) Television's contribution in the field of sports too is appreciable. Telecast of various games and matches of cricket, hockey, badminton, table tennis, etc, which are played the world over, created interest among children for gains and sports. It a so motivates children to participate in sporting activities.

- o) Television teaching can contribute a great deal in promoting general education like art, humanities, science, music, agriculture, languages, health education, yoga, home administration, etc. These programmes help children in learning about the modern techniques used in above mentioned disciplines. These programmes will develop basic skills and stimulate the students' interest in a variety of subjects. Such programmes can also introduce the students to Pakistan crafts and rich cultural background, the meaning of citizenship and the interpretation of current affairs.

Consequently, we can say that television holds vast and great potentialities and great potentialities for the world of education.

#### **b) Limitations of Television**

There are certain lessons and topics which involve too much of practical work. Such lessons involving numericals and too many calculations should not be chosen for television.

Experts teaching on television cannot repeat the lessons. If students do not understand certain portions of a lesson or in case of other difficulty, students cannot talk to the television teacher and thus he fails to help the pupils.

It is not possible to use television in the absence of electricity. There is acute shortage of electricity particularly in Pakistani rural areas. Electricity failure is a common problem and frequent breakdown of electricity limits the use of this medium.

On the other hand, by direct teaching through lecture and other methods in the classroom, the interaction between students and teachers is possible. The students can ask questions and ask the teacher to repeat what they do not follow. Also the teachers can evaluate the students in respect of their knowledge and can know how far the students have grasped the lesson by asking them questions relating to the lesson.

Due to shortage of funds and meager public expenditure on education, a large majority of schools, particularly in rural areas, cannot afford television.

Television requires careful handling. If it goes out of order, it can be repaired only by expert mechanics.

### **5.10 RECORD PLAYERS**

The oldest form of recorder-player was the hand-operated gramophones. It played discs. The electric version was used to play discs which taught correct pronunciation of languages called linguaphone records. English teachers of good schools still use these records in their day to day teaching. At times, records are also available about sound effects.

Teachers can suitably use these records in various teaching learning situations. Records of speeches of leaders can be well integrated with classroom teaching activities.

### 5.11 TAPE RECORDER

Harris (2011) defines that an audio tape recorder, tape deck, or tape machine is an audio storage device that records and plays back sounds, including articulated voices, usually using magnetic tape, either wound on a reel or in a cassette for storage. In its present day form, it records a fluctuating signal by moving the tape across a tape head that polarizes the magnetic domains in the tape in proportion to the audio signal.

This equipment records sound. It has got three parts:

- a) Implement for sound input called microphone.
- b) Amplifier.
- c) Reproducer.

There are two main functions of this equipment. Recording and reproducing. An ordinary person can operate it. There are clear-cut instructions on every button of all the tape recorders regarding its operation. For example, the word 'Play' is written on the button meant for starting the operation at the tape recorder. In the same way 'stop' is written on the button required for halting the recorder.

Tape recorder should be placed on smooth surface, Matters recorded in the tape can be erased and new matters recorded.

Tape recorder is useful for imparting training at music, language, drama, etc. It can also be used to correct defects of speech and pronunciation. It is also useful in micro-teaching, reinforcement of general teaching and its evaluation, in preparing commentary with film slides. Lectures for educational importance and other programmes can also be recorded and reproduced at any time.

### 5.12 VIDEO CASSETTE RECORDER

Audio-video technology has emerged as an important tool in imparting knowledge for a distance learner. Unlike traditional student, the distance learner need not travel to school or college. The audio-video cassettes can be played replayed at his own will. He can stop a particular tape at a point where more details are necessary and can play on slow motion to understand a difficult point. He need not get up early in the morning or late in the night for radio and TV broadcasts. Audio-video cassettes produced for each course by AIOU are kept at all Study Centres and Regional Centres distributed all over the country.

The potential advantage of video cassette lies in the fact that control of the equipment and the learning process is placed in the hands of the learner through control over the mechanics of the machine, i.e., stopping, starting, timing, reviewing and previewing. Consequently the ability to order the sequence of events controls the rate of learning, and facilities practice sequences.

Potential exists for providing the basis for learning a wide range of motor, intellectual and cognitive and interpersonal skills, as well as affective aspects. These are important aspects which printed materials cannot deal with adequately.

In some countries as a way of regionalizing a centrally produced programme, video cassette programmes are being built round the study centre concept, a location where several video machines are available to which students bring their study notes. The students run the programmes as individuals. Sometimes study centre provides for groups sessions during which video cassettes are played.

In other countries some institutions assume that students can gain access to such equipment and make programmes which will be used on an individual basis as either supplementary learning material of integral to the teaching programme.

The problems associated with video cassettes are of two kinds:

- i. The cost of producing video cassette programmes is usually lower than that required for broadcast television programmes. Unfortunately, however, equipment costs cannot always be kept down by using lower quality equipment. Cheaper equipment formats do not enable technical material such as animal or plant-tissue to be represented adequately or tapes to be reproduced in quantity without loss of fidelity.
- ii. Video production for educational purposes calls for new techniques different from the entertainment modes. Producers, directors, scriptwriters need to be knowledgeable about teaching and learning. Many of the old techniques of film and television will no longer be of use.

### 5.13 VIDEO DISCS

Video discs are capable of storing upto 55,500 individually number pictures. This gives about 37 minutes of continuous playing. However, advantage of the disc lies in its capacity to permit immediate access to any one of the 55,500 individual pictures and its ability to hold that picture on the screen.

The disadvantages of video discs are: (i) the high cost of producing master laser disc (this is in addition to producing a video tape master): (ii) high cost of players; and (iii) the fact that it is a play only' device that cant record.

While a great deal of research and money have gone into video discs equipment and software development it is fair to say that as yet it is in its infancy.

### 5.14 LANGUAGE LABORATORY

According to Harris (2011) the language laboratory is an audio-visual installation used as an aid in modern language teaching. They can be found, amongst other places, in schools, universities and academics. Perhaps the first lab was at the University of Grenoble. Currently, multimedia PCs are used in language labs. The original language labs are now very outdated.



The purpose of the language laboratory is to develop listening at speaking skills in foreign languages. The system employs individual study cane (booths) and the use of audio tape equipment and headphones in combination with other materials. For reasons of convenience, these facilities are housed in one place, as opposed to being portable or mobile. The maintenance of the complicated electronic components is a highly skilled job, requiring appropriately skilled staff.

### 5.15 ACTIVITIES

1. Please prepare a chart of graphical aids alongwith their potential advantages in education.  

---

---

---
2. Write down the special care to be taken while using blackboard/chalkboard and other types of boards.  

---

---

---
3. Please list below the advantages and disadvantages of TV and Radio particularly in teacher training.  

---

---

---
4. Please visit any model study centre of AIOU or school and prepare a list of projected and non-projected aids available there.
5. Discuss the benefits of field trips, museums and exhibitions' with any of the educationists of your area and prepare a report of the outcome of your discussion.
6. Please use any language laboratory and give your impression about its role in language teaching.

## 5.16 EXERCISE

Hopefully, you have studied the unit, now please answer the following questions:

- Q. 1 Explain the significance of instructional media in education.
- Q. 2 Critically examine the role of graphic aids like maps, pictures, charts, graphs, globes and diagrams in the teaching learning process.
- Q. 3 Discuss the advantages and disadvantages of chalkboard and blackboard in education.
- Q. 4 Critically examine the utility of models, posters, film script, projector, slide, projector, epidiascope, overhead projector transparencies in education.
- Q. 5 'Museums are primary source of information'. Discuss the statement with reference to the role of museums in education.
- Q. 6 How can students be benefitted from exhibitions? Explain.
- Q. 7 What impact does the slide programme have on teaching learning process? Discuss.
- Q. 8 Discuss the role of tape recorder and record player in education.
- Q. 9 Critically examine the significance of V.C.R. and video disc.
- Q. 10 Write short notes on:
  1. Micro-films
  2. Microfiche
  3. Transparencies
  4. Models
  5. Charts
  6. Excursions
  7. Overhead projector
  8. Video Disc
- Q. 11 Discuss the significance of education television.
- Q. 12 Explain the importance of educational radio and television. Which medium is more effective in Pakistan and why?
- Q. 13 Is it possible to use video in Pakistani schools? Discuss.
- Q. 14 Critically examine the role of educational broadcasting in the teaching learning process.

## 5.17 BIBLIOGRAPHY

1. Scanlan, C. L. (2000). Instructional Technology for Teaching and Learning. Boston: Allyn and Bacon.
2. Harris, B. (2011). Language Lab. Retrieved from [www.en.wikipedia.org/wiki/language\\_lab](http://www.en.wikipedia.org/wiki/language_lab), Accessed on November 2, 2011.



## Unit–6

---

# COMMUNICATION

---

علامہ اقبال اوپن یونیورسٹی کی معلومات کے لیے **AIOU Studio 9** یوٹیوب چینل کو سبسکرائب کریں۔

## CONTENTS

	<i>Page No.</i>
Introduction.....	95
Objectives .....	96
6.1 Nature of Communication.....	97
6.2 Elements of Communication.....	98
6.3 Problems in Communication.....	98
6.4 Theories of Communication and Models.....	106
6.5 Communication and Education .....	110
6.6 Solution of Media for Effective .....	110
6.7 Activities .....	112
6.8 Exercise.....	113
6.9 References.....	114

## INTRODUCTION

The oldest meaning of the word, “communication” in English can be summarized as the passing of ideas, information, and attitudes from one person to another. But later, communication came also to mean a line or channel from place to place. As used in this unit, communication refers to the ways in which we get in touch with other people-how we show each other our feelings, tell each other our thoughts; ask questions; ask for help; pass on facts; argue; persuade others to do what we want them to do; explain give orders. We all spend a very large part of our waking lives in communication. Effective communication is useful in our private lives too. The more articulate we are as communicators, more useful we can be as human beings. However, use of the word is concerned with the methods we employ in communicating with each other and how-we improve our use of these methods

There are many ways of communicating. If we look at history, some of human communication must have been going on all the time ever since the recognizable human creatures developed on the earth, but billions of years passed before man invented speech. According to Peter Little (1973P.5):

“Communication by speech has probably existed for something approaching 500,000 years. Communication by writing is a more recent invention: it has been in use for only about 5,000 years. In view of the long time human beings have been communicating with each other it seems that it is only in the second half of the twentieth century that we have started to look in and begun to think about how we can do it effectively.”

Likewise, Cohn Mares (1966) gives the definition of communication as:

“Communication refers to the processes by which human beings send and receive messages in such a way that a close approximation is achieved between the message as sent and the message as understood by the receiver.”

However, the nature of communication, its various types, communication media and particularly the role of educational technology in communication very important aspects of this subject. In this unit, effort has been made to highlight all the items.

## OBJECTIVES

After studying the unit, it is hoped that you will be able to:

1. Explain the nature of communication;
2. Discuss the problems of communication;
3. State communication theories and models;
4. Describe communication and education; and
5. Identify the selection of media for effective learning.

## 6.1 NATURE OF COMMUNICATION

Communication is an activity of conveying meaningful information. Communication requires a sender, a message, and an intended recipient, although the receiver need not be present or aware of the sender's intent to communicate at the time of communication; thus communication can occur across vast distances in time and space. Communication requires that the communicating parties share an area of communicative commonality. The communication process is complete once the receiver has understood the message of the sender. Valenzuela (2008) has defined communication as:

“Any act by which one person gives to or receives from another person information about the person's needs, desires, perceptions, knowledge, or affective states. Communication may be intentional or unintentional, may involve conventional or unconventional signals, may take linguistic or nonlinguistic forms, and may occur through spoken or other modes. The ideal definition of communication is a two-way interaction between two parties to transmit information and mutual understanding between themselves. The interchange of information from one party to another is best communicated when a discussion is available so the receiver can ask questions and receive answers to clarify the message.

The Webster's Dictionary (2011) defines communication as “sending, giving or exchanging information and ideas, which is often expressed verbally and nonverbally.

In the simplest sense, communication means that a sender and a receiver are tuned together for a message. Communication is the process of transmitting meanings between individuals. This process is of great importance to human beings because the ability to communicate with others enhances the chances of success of an individual. In fact, a person cannot live without communicating with others. It is through communication that a person can define his own position relation to other people and is able to adapt successfully to his environment.

Until and unless a message is encoded by the sender and relayed by use of the signals, and subsequently decoded at the destination, no communication can be expected to have been taken place. It signifies, thus, the following points:

1. There has to be a source.
2. Source has a message to convey.
3. The source has to encode the message.
4. Some signal or channel(s) is to be employed.
5. There has to be a receiver.
6. Receiver has to decode the message.
7. Receiver has to give some response

Keeping the significance of communication in teaching-learning process in view, efforts have been made in this unit to highlight the nature, scope and role of communication in education.

## 6.2 ELEMENTS OF COMMUNICATION

Chambers (2009) observes that there are following elements of communication:

1. Sender
2. Message
3. Channel
4. Receiver
5. Interpreter
6. Feedback
7. Context

### (a) Communicator

Communicator acts as a source or originator of the message(s). This is the person who starts the process of communication. The task of a communicator is in two parts, i.e. selection of the message and its treatment. A communicator is like a soldier. A soldier can be successful if he has sufficient ammunition and latest weapons. Same is the case with a communicator. His ammunition is his knowledge and communication channels are his weapons. To be successful, he should be up-to-date in his knowledge, have suitable channels at his command and possess adequate skill in handling various channels or teaching methods. It is also recognised that transfer of ideas occurs most frequently between a source and a receiver who are alike and similar. This aspect plays an important role in communication because most individuals enjoy the comfort of interaction with others who are similar to them in certain attributes, such as beliefs, values, education and social status. The following are the qualities which can increase the effectiveness of the communication.

- **Knowledge level:** He must know his message, its objectives, and his audience. Only then will it be possible for him to present his message in a way that the audience understands, accepts and adopts it. It is a fact that one cannot communicate what one does not know. Therefore, knowledge of the communication process and subject matter are essential for the communicator to be successful in his efforts.
- **Faith of the receiver:** Acceptance of a message largely depends upon the credibility which the audience accords to the source. Credibility of the source plays a significant role in the acceptance of a message by the receivers. The more the source is perceived as trustworthy and competent by the receiver, the more will be the acceptance of the message.
- **Interest:** The success of the communicator also depends upon the intensity of the efforts he is going to put in communicating his message. He will make a greater effort, if he has interest in his audience and their welfare. At the same time he will continue or make efforts to improve his performance if he has a liking for his job.
- **Communication skill:** An effective communicator aims at clear comprehension of his message and desirable action by his audience. This will only be possible if he has communication skill, i.e. skill in selecting and treating his message and in the selection and use of channels.
- **Understanding language and culture of the audience:** The language and cultural compatibility of the communicator with that of the receiver positively affects

communication fidelity. It will help in giving proper treatment to his message. He is the source, thus, the first to give expression to a message intended to reach an audience in a manner that results in correct interpretation and with desirable response.

- **Attitude:** What does the communicator think about himself, his message and about the receiver of his message? An effective communicator assumes that his audience is intelligent, that he has a useful message to convey and that his audience is interested in it.
- Since most of the time a communicator communicates verbally, it is important to locate the common cause for faulty verbal communication. Some of the faults are pointed out below:
  - Inattention and distraction.
  - Vocabulary differences.
  - Poor pronunciation.
  - Poor articulation i.e. inability to express one's thoughts in words.
  - Plural meanings.
  - Associations, i.e. meanings attached to a message because of past experience.

#### **(b) Treatment of the Message**

Treatment of the message means the way a message is handled to convey the information across to an audience. It is as important as the selection of the message. Treatment of the message refers to the decisions the source makes as to how he should deliver his message. Treatment is to make the message clear, understandable and realistic to the audience; it is a creative task and needs special skill and training in arranging the code and content. Effort should be made to make the message comprehensible, valid and useful. Treatment of the message plays a significant role in making it interesting or dull. A message logically organized in understandable terms gets a better reception. In order to give it proper treatment it is essential to understand the audience, its needs and resources. Treatment of a message should be with intention to make it suitable for the respondents rather than for the communicator. As stated earlier, most messages are transferred orally. It is, therefore, essential to be a good speaker. The communicator can become a good speaker if he strives to be clear, knows his facts, knows the audience, talks nicely to the audience and is sincere in his work.

#### **(c) Message**

Every communicator has important information and ideas which he wants to convey to the audience in such a way that they are received and interpreted as intended. A good message should make the individual feel it is one which he can satisfy by action and suggest ways to fulfill the same. A good message is valid, unambiguous, comprehensive and of use to the receivers. Credibility of the source and channel are equally important. Intentions and expectations, in consonance with all other conditions, increase the validity of the message.

Comprehensibility of the message will be enhanced if it is clear, conveys the intended feelings and is prepared from the receiver's point of view. Any ambiguity in the message

can be reduced by making the meaning and intentions common for both the communicator and the receiver. A good message is that which fulfills the following criteria:

- (a) **Communications:** A good message is easy to communicate and the communicator has full command of the contents.
- (b) **Social and economic risk:** Less the social and economic risk, the greater will be the acceptance of the message which should be in line with the beliefs, values and economic capabilities of the receivers.
- (c) **Simple:** A message must be easy to understand and will be popular among the receivers as compared to a complex message.
- (d) **Divisibility:** Sometimes the receiver may not be having sufficient resources to accept the message in full, or he does not want to take a big risk. As such he may like to have a trial on a small scale. A message that can be divided or can be tried on a small scale, is often more acceptable.
- (e) **Related and accurate:** The message must be well-tested under local conditions before its dissemination. Its contents should be accurate and relevant to the receiver. It should be something of interest to him.

**(d) Channels of Communication**

A channel is the medium or vehicle which carries the message. It is the physical bridge between the sender and the receiver of the message. It may be anything used by the sender to connect him with the intended receivers. All teaching methods are channels of communication. But these channels lose their advantages unless these are used in the right way, at the right time, for doing the right job, with the right audience. Channels are the connecting link between communicators and receivers, therefore they must effectively join together these *two* essential elements of communication process. Channels can be local or cosmopolite, but their selection and use depend upon the need and type of audience. They can also be classified as inter-personal and mass media. It has been found by many research studies that mass media channels are more important at the knowledge function and for early adopters, whereas inter-personal channels are more important at persuading function and for late adopters. To minimize channel noise and to improve the effectiveness of channels, some of the important factors are listed below:

- i) **Availability:** Only those channels should be selected for use which are available locally and with which receivers are familiar. Avoid the use of channels, as far as possible, which are foreign to the receivers.
- ii) **Cost:** Preference should be given to cheap and simple channels. They are easy to obtain and to handle.
- iii) **Preference of the communication:** Only those channels of communication should be used which can be handled by the communicator skillfully. For example, if the communicator is not trained in group discussions or in conducting method demonstrations, the effectiveness of this channel for carrying the message is likely to be reduced.
- iv) **Suitable to the content and receiver:** Only those channels which are at the level of the ability of the receivers and are suitable to the message should be used. Every channel cannot be used for every message and for all types of receivers.



- v) **Frequency of use:** Repetition of the message enhances its acceptability. More the channels a communicator uses in parallel or at about the same time, the more chances are for the message getting through and being properly received.
- vi) **Effectiveness:** channels must effectively bring together the sender and receiver. Failure to select channels appropriate to his objectives by the communicator, or use of too many channels in series, adversely affects the performance of the channels. Overloading the channel also increases the chances of error.

**(e) Receiver**

The receiver of the message is known as audience. An audience consist of one or more persons, may be men, women or youth. The personality and the standard of the audience have a significant effect on the process of communication. It depends upon the efforts made by the receiver in understanding, interpreting, accepting and actual use of the message. The following characteristics will help in getting desirable response from the receivers:

1. **Needs:** It is always important to study the needs of the audience. Without this knowledge, a communicator cannot move forward with confidence. A wise communicator will study his audience and try to determine which kind of needs they consider to be most important for them and will base his approach accordingly.
2. **Knowledge level:** It is a well-tested principle to have basic knowledge about the audience.
3. **Attitude:** People will cooperate only if they have a receptive attitude towards learning. When the audience receives satisfaction as a result of the communicator's assistance, it seeks further assistance. Decoding of the message is in part also determined by his attitude.
4. **Available resources:** Good teaching requires a thorough study of the audience, study of the available resources and present level of technological adoption. If the message is beyond the reach of the audience, it will never make efforts to listen to it.
5. **Socio-cultural system:** Communication failure occurs many a time when the message is contrary to the accepted local customs and beliefs. Recognizing this danger beforehand, planning an alternative approach to the problem is an essential part of successful communication.
6. **Past experience:** Previous experience serves to stimulate new learning, and new learning is built upon previous experience. If the previous experience is satisfactory, the new learning will be fast and easy.

**(f) Interpreter**

Receiving message in most case is half the process of communication done. In most cases an interpreter is required to understand – decode – the message so that the purpose of communication is served.

Noise always occurs at this stage. Noise means part of meaning which is lost from the original message. There is hardly a message which is decoded, or interpreted cent per cent.

**(g) Feedback**

Sending and receiving of message is a simultaneous process in which the receiver continuously sends back its approval or disapproval after having interpreted the message. This helps the sender to modify or discipline its message. This element in the communication process is referred as feedback. For instance, a person delivering a speech, the voices, gestures and facial expressions, all part of feedback, would help the speaker to check its loudness, smiles, rhetoric, contents or time to speak. If there is no feedback, the original message may never shape accordingly which may distort the whole communication exercise.

**(h) Context**

Every message is delivered and received in a given context. Change in the background factors denoted as context, may change the meanings altogether. Context itself comprises multiple factors each one of them becomes essential when it comes to interpretation of the original message (Chambers, 2009).

Finally, the success of rural development programmes directly depends on the transfer of useful knowledge from a reliable source to the people who need it. The transfer must be made in such a way that, when received, the idea results in action.

### **6.3 PROBLEMS IN COMMUNICATION**

The act of communicating involves the relaying or transmitting of a sign or symbol, verbal, written or pictorial from a specific source to a specific audience or receiver by means of anyone, or all, of several media that act as channels for transmission and for the express purpose of influencing the opinion and actions of the receiving individual or groups. The world has never seen a time when the role of the communicator has been as important as it is today.

The essence of communication, then, is getting the receiver and the sender tuned together for a particular message. Good communication does not merely consist of giving orders, but of creating knowledge, and helping people to gain a clear view of the meaning of knowledge. Certainly, in rural development nothing is more important than the transfer of useful ideas from one person to another. In this process of communication lies the potential for millions of village people to overcome ignorance and to attain social well-being. Much misunderstanding results from faulty communication. Too many people saying the wrong thing, at the wrong time, in the wrong way, to the wrong people slow down the progress. What is needed is more people saying the right thing at the right time in the right way and to the right people. This is the formula for good communication.

Communication is process of proceeding on a series of actions or operations definitely conducive towards a desired end. Each episode of communication has at least three phases; expression, interpretation and response. These are the crucial points in communication. If the expression is not clear, interpretation inaccurate and the response improper, one's efforts to communion will not succeed. It is one thing to express ideas,

even to get information people, but quite another to get ideas as widely interpreted as intended responded to as desired. In more clear terms, if the message is not encoded fully, accurately, effectively in transmittable signs, if these are not transmitted fast enough and accurately too, despite interference and competition to the desired receiver, if the message is not decoded in a pattern that corresponds to the encoding, and finally, if the destination is unable to handle the decoded message so as to produce the desired response, then, obviously, the system is working at less than top efficiency.

For more clarity, these problems of communication can be classified through various methods. Some of these methods have been described below:

**(a) According to Phases of Communication**

Every communication process has at least three phases. Common problems being faced at each phase of communication are as follows:

1. **Ineffective environment:** The environment created by the communicator influences his effectiveness. The physical facilities, air of friendliness, respect for others view, recognition of accomplishments of others, and permissiveness and rapport in general are all important ingredients of climate conducive to effective communication.
2. **Unorganized efforts:** To make sense, the communication efforts must be organized according to some specific form or pattern. Unorganized efforts will distort the message and it will not reach its destination as intended.
3. **Standard of correctness:** This involves the proper selection of the message and its level of accuracy. The message must have correct contents or facts. The communicator must be very careful in selecting and testing the local applicability of his message.
4. **Standard of social responsibility:** This refers to a situation when one communicates, one assumes responsibility for the effect of one's communication on the respondents and the society. Awareness of this fact will force the communicator to be more careful, serious and honest.
5. **Cultural values and social organizations:** Cultural values and social organizations are determinants of communication. The communicator must have knowledge of the cultural and social values of his listeners for an effective communication.
6. **Inaccurate symbols:** The system of symbols used to represent ideas, objects or concepts must be accurate and used skillfully. The crucial points in the use of symbols to convey ideas is to select those that accurately represent the idea to be conveyed and are understood by the audience. Symbols are meaningful to a person only when he understands what they stand for.
7. **Wrong concept of communication process:** A common mistake committed by the communicator is the identification of the part with the whole or the part fallacy. Successful communication requires a series of unit acts. The way one thinks about communication will influence its quality.

**(b) Relating to the Transmission of Message**

Many obstructions can occur at the interpretation level. These are often referred to as 'noise', that is, some obstruction that prevents the message from being heard by or carried over clearly to the audience. Noise emerges from a wide range of sources and causes which affect the interpretation of the message.

1. **Wrong handling of channels:** If a meeting, tour, radio programme or other channels are not used according to good procedure and technique, their potential for carrying a message will disappear.
2. **Wrong selection of channels:** Every channel is not equally useful in attaining a specific objective. Failure to set the channels appropriate to the objective of a communication will interrupt the interpretation of the message in the desired way to the intended audience.
3. **Physical distraction:** Failure to avoid physical distractions often, obstructs successful message - sending, because they create physical barriers between the communicator and the audience.
4. **Use of inadequate channels in parallel:** The more channels a communicator uses in parallel or at about the same time the more chances he has for the message getting through and being properly received.

**(c) Relating to Receiver**

1. **Attention of the listeners:** An unfortunate tendency among people is not to give undivided attention to the communicator. This is powerful obstruction for the communicator, and prevents the message from reaching the desired destination.
2. **Problem of cooperation, participation and involvement:** Both the communicator and the receiver must be brought into the act. Hence, the listener too must work. Learning is an active process on the part of the listeners. Unless the respondent is on the same wave-length, the character of what is sent out will hardly help the communication process. So, it takes both the communication and the listener to make communication.
3. **Problem of homogeneity:** The more homogeneous the audience is the greater are the chances of success communication. Likewise, the more a communicator knows about his audience and pinpoints its characteristics, the more likely he is to make an impact.
4. **Attitude of the audience towards the communicator:** An important factor in the effectiveness of communication is the attitude of the audience towards the communicator. Indirect data on this problem come from the studies of 'scholars' in which subjects are asked to indicate their agreement with statements which are attributed to different individuals.

**(d) According to Various Types of Problems**

Communication problems are generally of three types:

1. **Technical problems:** Such problems are concerned with the accuracy of transference of information from sender to receiver. They are inherent in all forms of communication, whether by sets of separate symbols (written speech) or a varying signal (telephonic, radio, transmission on voice or music) or it varying two

dimensional pattern (television). In the process of transmitting the signal, it is, unfortunately, characteristic that certain things not intended in the format are added to the signal. These unwanted additions may be distortions in the shape of shading of the picture (television) or error in transmission. All these changes in the signal are called 'noise'.

2. **Semantic problems:** Such types of problems are concerned with the interpretation of meaning by the receiver as compared with the intended meaning of the sender. This is a very deep and involved situation, even when one deals with the relatively simple problems of communicating through speech. In the restricted field of speech communication, the difficulty may be reduced to a tolerable size, but never completely eliminated by explanations.
3. **Influential problems:** The problems of influence or effectiveness are concerned with the success with which the meaning conveyed to the receiver leads to the desired conduct on his part. It may seem at first glance undeniably narrow to imply that the purpose of all communication is to influence the conduct of the receiver. But with any reasonably broad definition of conduct, it is clear that communication either affects conduct or is without any discernible and provable effect at all.

Another method of classifying these problems can be according to their nature such as:

1. **Physical problems:** The possible disorders affecting communication fall generally in the following categories: speech paralysis; characteristics of physical appearance which interfere with expressive bodily action or which tend to call forth unfavourable reactions on the part of the audience; lack of skill in the use of background of staging techniques; together with defects, such as radio stasis in the means and conditions of transmission.
2. **Psychological problems:** Accurate and adequate communication between groups and people will not in itself bring about the best transformation but it is a necessary condition for almost all forms of social progress. Physical barriers to communication are rapidly disappearing, but psychological barriers remain. The psychological difficulties are in part functions of the very nature of language, in part they are due to the emotional character and mental limitations of human beings. These general considerations concerning the psychological nature of language are to be taken into account against which more specific difficulties of communication can be understood.
3. **Cultural problems:** Cultural differences pose a serious barrier to the communication process. Within this expanding field of activity, one can distinguish three short questions: (a) the way in which the communication system is related to given cultural values, (b) particular ethical problems of responsibility realised by our current use of communication systems, and (c) problems of communication when cultural boundaries have to be transcended.

However, one of the major problems of communication policy technique is to find ways of controlling the interpretation which the audience will place upon events and actions. People are swayed merely or even primarily by what is said. More important is what is done and what happens.

The two things we can say with confidence about communication effects are that they are resultants of a number of forces of which communicator can really control only one. The sender, that is can shape his message and can decide when and where to introduce it. But the message is only one of at least four important elements that determine what response occurs. The other three are the situations in which the communication is received and in which the response, if any, must occur, the personality state of the receiver and his group relationships a standards. These so-called 'road blocks' to effective communication not easily overcome. In the absence of a hard and fast rule or solution however, there is always the possibility of common agreement understanding that road blocks exist and that the line of communication is not always simple, clear and direct but frequently rocky and indirect.

Finally, it can be said that problems in communication usually stem from such things as the language used, the meaning of words, being specific, organizing messages, using channels of communication, knowing one's audience, developing and understanding of facts, and helping people to recognize the importance of the facts, and their relationships to problems. But the communicator should be constantly concerned about the question: what impact is the speaker making on the people? What happens to people as a result of the communications So that these common problems can be eliminated as far as possible to make the communication successfully?

#### **6.4 THEORIES OF COMMUNICATION AND MODELS**

Communication theory is a field of information and mathematics that studies the technical process of information and the human process of human communication. The origins of communication theory is linked to the development of information theory.

The process of communication is an act of proceeding on a series of actions or operations definitely conducive to a desired end. In order to understand the communication process fully, it is important to have an idea of some of the important theories of communication.

##### **(a) Linguistic Theory of communication**

Man has the ability to invent and use almost limitless combinations of sounds. The sounds that the human being makes are known as 'speech' and the language is the total sum of these sounds. Speech is the most immediate and flexible way of communicating with each other.

Every language has two key units, 'phoneme' and 'morpheme'. Phoneme is the unit of description of the sound system of a language. It is the minimum distinctive feature into which any given flow of speech can be divided. Morpheme is the basic unit for grammatical description. It is a fundamental meaningful unit of grammar which is recurrent in nature. Language is the best system of communication as compared to the vocalization and kinesics systems of communication. But, there is always the presence of vocalization and kinesics in addition to proper language communicating.



In order to communicate effectively, one should know how to put together one's words that are useful and acceptable and how to convey the message without disturbing the feelings of others. Control on vocal channel and emotions is also essential. To be a successful extend worker, a person should make sure that the people always understanding and he understands the people. He must have their confidence and fit free to say what he wants to say.

**(b) Mathematical Theory**

In this theory, two more elements are added in addition to the already discussed four elements of the communication process. These are transmitter and the receiver. Transmitter is a device that changes the message into a signal or symbol which is actually sent over the communication channel from the transmitter to the receiver by the source Receiver is the opposite of the transmitter: it changes the transmitted signal back into the message or reconstructs the message from the sign before it reaches its destination. In this theory, information relates to what can be said and not what is said. Information is a measure of freedom of choice when one selects message. Main concepts involved this theory are amount of information, capacity of the channel, effects noise and coding process. Channel capacity depends upon band width time. For continuous signal maximum capacity is:

$$C = W \log_2 \frac{P+N}{N} \text{ hits/Sec}$$

W = Frequency band width.  
P = Average signal power.  
N = Average noise power

The coding process should be according to capacity, nature a statistical characteristics. Effect of coupling is also accounted for. The gate-keeper may filter out, fade, boom or distort the information.

The Shannob's theory encouraged many researchers to treat humans as channels of communication and measure their capacity of processing information. For Shanon, information is not on entity contained in a message, but manifest in patterns that are maintained during highly variable processes of communication. (Krippendorff, 2009).

**(c) Information Theory**

Human communication is merely a chain of coupled systems. They are often very long in mass communication. Concepts of entropy and redundancy have great significance in information theory. Redundancy is a measure of certainty or predictability. More redundant a system is, the less information it is carrying in a given time. But at the same time increasing the redundancy will improve the efficiency of communication.

Entropy means the uncertainty or disorganization of a system. The lower the redundancy, the higher the relative entropy. Noise is anything in the channel other than what the communicator puts there. It is competing stimuli from inside or from outside. An increase in redundancy may combat noise. Net-work is another concept commonly mentioned in information theory. It is considered that every function group is a communication network. For understand the communication in groups it is better to study traffic, closure and

congruence. The entropy of communication within its functional group decreases as the group becomes fully organized into work roles. Similarly, with the increase in leadership perception, relative transitional entropy of communication in the group also decreases. The total time required to do the job and the amount of communication decreases as the organization becomes more stable.

**(d) Models of Communication**

Different communication specialists have different opinions regarding the system of flow of information from source to the receivers. A brief description of the common and important communication models is given here:

- a) **Single-step flow of communication:** This model is based on the assumption that information reaches directly from the source to the receiver in communication. Sampath, K, et al (1994) on the basis of research findings, proposed the model of one-step flow of communication. This model is contrary to the earlier model of two-step flow of communication. Single-step model states that mass media channels communicate directly to mass audience without the message passing through opinion leaders:
- (a) **One step flow of communication:** According to Bennett and Jarol (2006), the one-step flow model of communication presents mass communications mainly advertising, as acting directly on each member of the target audience. This model, often called the “hypodermic needle” model of communications, contrasts markedly with the two-step flow model.
- (b) **Two-step flow Model:** According to Bennett and Jarol (2006) the two-step flow of communication hypothesis was first introduced by Paul Lazarsfeld, Bernard Berelson and Hazel Gaudet in 1950s. This model asserts that information from the media moves in two distinct stages. First, individuals (opinion leaders) who pay close attention to the mass media and its messages receive the information. Opinion leaders pass on their own interpretations in addition to the actual media content. The term ‘personal influence’ was coined to refer to the process intervening between the media’s direct message and the audience’s ultimate reaction to the message. Opinion leaders are quite influential in getting people to change their attitudes and behaviors and are quite similar to those they influence. The two-step flow model has improved the general understanding of how the mass media influence decision making. The theory refined the ability to predict the influence of media messages on audience behaviour, and it helped to explain why certain media campaigns may have failed to alter audience attitudes as behaviour. The two-step flow model gave way to the multi-step flow model of mass communication or diffusion of innovation theory.
- (c) **Multi-step Flow Model:** The modification of two-step flow model laid the foundation of multi-step flow model of communication. The proponents of this model observed that the influence can be multi-directional and it is not necessarily be downwards, influence can be upwards or even backwards towards the media as well. The feedback in which the audience could write to the media suggesting, requesting, appreciating, or criticizing things or events. The influence



could also be peer to peer. Moreover, the multi-step model was seen as having many relay points that is information reaching a member of audience directly or reaching a second hand, third hand or even fourth hand. Many times the information reaches the mass audience in altogether a different form from the original piece of information. Everyone who passes the information adds his or her own interpretation to it giving it a new meaning.

**(e) Characteristics of Mass Audience**

In order to fully understand the flow of the communication system and use, it is desirable to have a knowledge of mass audiences. This information will be at great help in proper planning and execution of mass media projects.

1. **Size:** Size of the mass audience is much larger as compared groups and even small communities.
2. **Scattered:** Mass audience is not confined to it single place. It may be cattered in geographically tar-away places even crossing national boundaries.
3. **Heterogeneity:** Mass audience is a mixture of every kind persons. It may have persons living at different places, different age, interest, occupations, status, etc.
4. **Unknown audience:** The producers of mass media are unaware their audience. A radio announcer cannot know who the listen are. The Same case is with other types of mass media, too. Even audiences themselves do not know about their fellow receivers.
5. **Unorganized:** The mass audience does not constitute an organized group. It is without a common leader and a well-defined programme of action.
6. **Non-attachment:** As mass audience is scattered at different places and has no knowledge of each other, no attachment exists with another.
7. **Unstable:** Audience consists of undefined mass of people which contrary to the organised known groups. If may also not be same in different situations and at different times.
8. **Individualism:** Exposure to mass media leads the society tow modernization. This process breaks the traditional societies gives birth to individualism.
9. **Cosmopolitaness:** A society where literacy and industrialization is high, depends more on mass media chains. Mass audience is generally more cosmopolite, better informed, and more active.

**(f) Controls on Mass Media**

As stated earlier, mass communication can prove dys-functional in certain situations. Instead of providing correct information and healthy entertainment, it may provide services which are undersirable from the point of view of the welfare of the society and its members. This may happen for monetary, political or religious gains and other benefits.

Therefore, there must be some check on the mass media. This check or control can be provided by the following agencies:

- The Government.
- The public.
- Self-check by the media.

Too much control of the government is contrary to democratic principles and freedom of the Press. Moreover, under such conditions the media can hardly report freely about the government. It is the responsibility of the public to make its needs, wishes and dissatisfaction known to the mass media. A strong public opinion can always bring about changes in the mass media, because style of mass media is affected by the responses of the public. Media itself should be bold enough to carry self-criticism and also follow the prescribed code of conduct. In this way, proper control can be maintained on the mass media to avoid its dysfunctional and anti-public actions.

### **6.5 COMMUNICATION AND EDUCATION**

In the class we carry on communication through language spoken or written. The spoken word dominates. According to Jean Piaget, early speech of children is eco-centric. They interpret words and use them in their own limited personal experience. They do not realise that others have different concepts. Only by 7-8 years does socialised speech develop. The eco-centricity of speech is due to inability of the young child to think about more than one thing at a time. Good teaching is more than this communication. It is not good if the child merely repeats the same word as conveyed to-it. The concern of the teacher is that the child should recognise the word, understand the meaning and use it correctly.

Barad (2009) says that one of the most neglected aspects of teacher training is thorough preparation in the diverse communication skills that are most needed by good teachers in today's schools. Pre-professional teachers require a grounding in communication theory, a thorough knowledge of how children acquire competence, an understanding of how language is used and dynamic skills to communicate effectively during teaching.

Teacher must realise the constant influence of several communication media outside the classroom upon the student. The words that the children seem to possess before entering school were all learned through various media. Teachers must capitalise on the students conditioning to these media and must relate them to the school activities. Communication can occur only when the teacher and his pupils share common meanings and experiences.

### **6.6 SOLUTION OF MEDIA FOR EFFECTIVE LEARNING**

These modern media are among the tools that the education profession uses to mould and shape human minds. Good teaching in fact intercommunication. There must be reaction and interaction with constant feedback. The message conveyed by the teacher and or the educational media may be verbal or visual and the receiver may listen, see or examine and react in other ways. The communication channel in the classroom should ideally carry both messages and counter messages.

Media is very important in teaching-learning as it is the chief means which the teacher and the taught work together. It helps them to hold together making it possible for them to influence and to react to each other. In communication is so fundamental that without it the organization cannot exist.

A teacher might theoretically develop his plans and procedures and the requisite organizational structure, but when it comes to implementation, he has to communicate this to his students. Unless the teacher has a communication skill participation from the students may become difficult.

Media places severe constraints on the use of modern communication technologies in education. It can dictate the type of learning which will follow the nature of the programme design, the level of participation and activity of learner, and the organization needed to enable learning to take place. Good examples of such constraints are found in broadcast vs tape and disk technologies. There the development of the audio cassette meant that the control of radio broadcasting over content, timing, integration with other media such as photographs, slides and printed matter could be passed to the student, and consequently a great diversity of programmes could be developed.

However, careful selection of media by the teacher and proper use in the teaching-learning process can make learning purposeful.

## 6.7 ACTIVITIES

1. Write below a working definition of communication.

---

---

---

2. Prepare a chart showing the problems of communication.
3. Draw a diagram indicating the theories and models of communication.
4. Discuss communication effectiveness in the teaching-learning process with any educationists of your area and prepare a report of the outcome of your discussion.
5. List below the basic principles of communication.

---

---

---

6. Draw a diagram indicating the media to be used for effective communication in learning.
7. Make a PowerPoint presentation on role of communication in teaching learning process.

## 6.8 EXERCISE

Hopefully, you have studied the referred material, now please answer following answer the following questions:

- Q. 1 Offer a working definition of communication.
- Q. 2 Discuss the nature and need of communication.
- Q. 3 Critically examine the elements of communication in education.
- Q. 4 Discuss the role of communicator. What care should he adopted in the teaching-learning process?
- Q. 5 Critically examine the theories of communication. Which theory do you like the most suitable for teaching at school level?
- Q. 6 Explain the models of communication. Which model do you the think more suitable for Pakistan? Also highlight the parts of the model.
- Q. 7 Discuss the differences between speech and the written word.
- Q. 8 Evaluate the non-verbal factors in oral communication. Give examples.
- Q. 9 Discuss the basic principles of good communication.
- Q. 10 Critically examine the channels Of communication.
- Q. 11 Discuss the problems involved in communication.
- Q. 12 What measures are required in the selection of media for effective learning? Also discuss the role of the teacher in the selection media for learning.
- Q. 13 Write a short note on the following:
  1. Treatment of the message
  2. Message
  3. Linguist theory of communication
  4. Information theory
  5. Characteristics of mass audience
  6. Phases of communication.

## 6.9 BIBLIOGRAPHY

1. Valenzuela, J. S. D. (2008). Communication. Retrieved from [www.unm.edu/~devakebz/handouts/defcomm.html](http://www.unm.edu/~devakebz/handouts/defcomm.html), Accessed on November 14, 2011.
2. The Webster's Dictionary. (2011). What is Definition of Communication? Retrieved from [www.relationship\\_with\\_self.com/definitionofcommunication.html](http://www.relationship_with_self.com/definitionofcommunication.html), Accessed on November 2011.
3. Chambers, E. (2009). The Elements of Communication. Retrieved from [www.scribd.com/doc/21366748/the\\_Flements\\_of\\_Communication](http://www.scribd.com/doc/21366748/the_Flements_of_Communication), Accessed on November 12, 2011.
4. Krippendorff, K. (2009). Mathematical Theory of Communication. Lost Angeles: Sage Publications.
5. Bennett, W. L., & Jarol, B. M. (2006). The Analysis of the American Academy. Sage Publications.
6. Barad, D. D. (2009). Communication Skills for Teachers. Retrieved from [www.slideshare.net/dilipbarad/communication-skills-for-teachers](http://www.slideshare.net/dilipbarad/communication-skills-for-teachers), Accessed on November 12, 2011.

## Unit–7

---

---

### PLANNING AND PRODUCING OF INSTRUCTIONAL MATERIALS

---

---

علامہ اقبال اوپن یونیورسٹی کی معلومات کے لیے **AIOU Studio 9** یوٹیوب چینل کو سبسکرائب کریں۔

## CONTENTS

	<i>Page No.</i>
Introduction.....	117
Objectives .....	119
7.1 Educational Objectives and Media.....	120
7.2 Curriculum Content and Media.....	121
7.3 Teaching Strategies and Media .....	121
7.4 Media and Effective Teaching.....	127
7.5 Production of Instructional Material .....	128
7.6 Activities .....	134
7.7 Exercise.....	135
7.8 Bibliography.....	136



## INTRODUCTION

Instruction is a process of sharing ideas between the teacher and the taught. Teacher uses all possible resources at his disposal to get across his message to his student, whereas the learner tries to utilize those resources in making learning a relatively permanent change of behaviour. The presence of such resources appeals to one or more senses of the learner in order to stimulate him for action. The main stress of teaching-learning resources is to motivate the learner for useful learning activity. It is this involvement of the learner that helps him to clarify images being imbibed.

Human beings learn through their senses. Mostly, we use our hearing to gather information. Auditory stimulation is the main-stay of knowledge gained by a person whether he is illiterate or learned. Visual observations are the second big source of taking in impressions. Then, the tactile sense comes to our help to manipulate the things around us. We smell before we taste a thing. After using our olfactory sense to gain knowledge we seek the assistance of taste to discriminate between sour or sweet.

We have five senses as the main source of information. The thought process depends upon these sources. It works on the collected information and its organizations into systems. It becomes almost necessary to utilize as many senses as possible in acquiring information so that the mind can evaluate them to form information systems.

Greater the number of senses used in a learning process, better will be the images formed. We listen to many things and try to confirm them through visual impacts. We want to manipulate whatever we have visualized. We intend to smell and/or taste to supplement our observations. To this we go on adding one sense to the other in order to be more clear about an idea. Once an idea becomes strong in our mind, it is hard to forget it. Our senses assist us in forming mental images which are relatively permanent.

Sensory aids are not the end in themselves, rather they are meant to achieve the objective of making the learning process strong and viable, they assist a teacher but do not replace him. It is the skillful use of sensory aids that reinforces the association of ideas and strengthens configurations. A teacher exerts efforts to transmit a message to a student's working or permanent memory. The audio-visual aids try to make perceptions clear and invite the learner's attention to convert sensory images into mental symbols. The learner responds to these symbols formed in his mind through some sort of action (say, questioning, answering, or performing, etc.) and, thus, provides a feedback confirming the effect of learning on his mind. The audio-visual aids work as a channel of communication between the teacher as a sender and the student as a receiver of the message. The redundancy effect of a sensory medium is overcome by the use of the second one and, hence, it increases the chances of making images more clear and perfect. It is an interesting phenomenon that even the introduction of letters and numbers to a first-grader requires the use of visual materials like a chalkboard or instructional toys. The primary concepts about life are conveyed through the use of aids. A verbal symbol of "water" is associated with the non-verbal symbol of "actual water" and soon, once the

concrete facts are presented to the senses, the concept formation becomes easier. One can easily conceptualize a satellite by watching a film on it. Initial learning, when assisted by instructional aids, becomes nearer to the resultant learning.

Knowledge is the fund of human experiences. We get some experiences ourselves, while others come through listening. As listening alone does not provide a clear image, we supplement it with contrived experiences of others in the form of audio-visual aids like models, charts, pictures and films. Such aids reduce the time gap between our present and our past. The past is more rapidly presented to our senses through sensory aids which make past experiences visible and assure their validity. Solid aids (like objects, models, diagrams), ink aids (like charts, instructional sheets, and books), and slide projections (like transparencies, slides and films) combine together to bring the human past into our presence within the shortest possible time. It thus reduces our labour to conceptualize past experiences. The time, money and energy so saved can be utilized to acquire newer and more information, skills and attitudes.

With these aids more curricular contents can be presented to the learner in a short time and with limited human and material resources. We can also with the assistance of audio-visual aids, provide wider and broader information to our learners.

Another reason for using audio-visual aids is their role in individualized instruction. Individuals differ from one another in intelligence, opportunities and interests. Audio-visual aids help the individual to follow his own pace and pursue learning according to his particular ability and interest. He can use a chart to read out important facts and concepts, consult instructional sheets to learn course contents, watch films and videos to improve subject matter deficiencies, run a computerized instructional programme to receive feedback of learning, etc. Instructional aids stimulate self-activity of a learner to pursue learning at his own pace. Self-pacing is one of the benefits derived out of teaching aids.

The below average teacher may not like the use of audio-visual aids in the classroom. The reason is simple enough. He has either to find an aid or to make it. He has to work hard which he does not like. An average or above average teacher puts in his optimal efforts to employ workable teaching methods and worth-while aids to make instruction interesting and to maintain a good level of attention. Good teachers use all sorts of aids. Availability of audio-visual aids is a matter of managerial skill. A good manager would like to procure teaching aids to improve the learning process. He would need an amount equal to about 15 percent of the total salaries of the staff to bring, maintain, and utilize teaching aids. But it depends upon his on knowledge of the instructional aids and their benefits.

During instruction, a student forms the image of the concept learned. He is continually forming definite, vivid and growing images of the various concept with which he comes into contact through experience. A teacher can more wisely and profitably utilize the student's time in forming these images through long discussion and utilizing an appropriate teaching aid. Formation of images is an important role played by instructional aids.

### **Characteristics of an Instructional Aid**

An instructional aid is a specifically prepared device to facilitate learning through the senses. It must possess the following characteristics:

1. It should explain an abstract idea, show a procedural sequence that may not be clear enough without it.
2. It should be visible to the class.
3. It should have only necessary details.
4. It should be made of local materials.
5. It should be portable and easy to handle.
6. Charts, drawings, etc. should be properly protected by suitable material.
7. It should be cheap and locally available.

Effort has been made in this unit to highlight all the aspects of planning and production of instructional materials.

## **OBJECTIVES**

After studying the unit, it is hoped that you will be able to:

1. Discuss the role of educational objectives and media in planning in producing of instructional materials;
2. Explain the curriculum content and the relevant media for producing instructional materials;
3. Specify teaching strategies/models and media to be used in teaching;
4. Appreciate the role of media in effective teaching: and
5. Discuss the production process of instructional materials.

## 7.1 EDUCATIONAL OBJECTIVES AND MEDIA

Educational objectives are statements which describe the kind of modification that we want to bring about in the learner. The objectives provide the necessary direction and function for the entire educational structure. There are many objectives of education, like knowledge, understanding, application etc. If learning experiences are based on clear cut objectives, evaluation is the next step to measure whether the objectives have been achieved or not.

Henry (2005) defines that educational objectives is an outcome statement that captures specifically what knowledge, skills, attitudes learners should be able to exhibit following instruction.

Educational objectives should be “SMART”:

- Specific
- Measurable/observable
- Attainable
- Relevant and
- Targeted to the learner and to the desired level of learning.

Benjamin Bloom's Taxonomy (1956) of educational objectives attempts to classify educational goals under three domains; cognitive domain, affective domain, and psychomotor domain, Bloom has also specified the major objectives under the first two. His scheme classifies educational objectives and relates each objective to specific classroom procedure. It further specifies a sequence of stages or levels of objectives that are matched to a sequence of evaluation strategies. Under the cognitive domain, Bloom lists six major levels of objectives, learning facts, comprehension, application, analysis, synthesis and evaluation. The objectives of the affective domain include receiving (attending), responding value, organization and characterization by a value or value complex. Bloom has also attempted to specify the objectives of the psychomotor domain. Objectives as such cannot be evaluated directly as they cannot be observed and measured. Teaching is supposed to modify the behaviour of children and hence specific behaviour objectives must be stated. Curricular development must take into consideration the several learning experiences which must be specified in behaviour terms so that they can be evaluated. The paradigm of curricular development can be shown as under:

### Feedback

- Formulation of specific instructional objective.
- Development of broad goals and specific behavioural objectives.
- Classroom behaviour.
- Characteristics of studies and teachers.
- Instructional procedure.
- Determining the extent and implementation of teaching - learning activities.
- Evaluation.
- Determining of extent to which the objectives have been realized.

Behavioural objectives refer to a student's actual ability to use what knows. Statement of behavioural objectives includes conditions of performance as well as performance criteria for evaluation. The teacher should remember that each type of objective is not something that should be attempted to be achieved separately: all are inter-related in a complex of mental action.

## 7.2 CURRICULUM CONTENT AND MEDIA

The idea of curriculum is not new. It has its origins in the running/chariot tracks of Greece. Basically, curriculum is all the learning which is planned and guided by the school, whether it is carried out in groups or individually, inside or outside the school. Curriculum is conceived as:

1. A body of knowledge to be transmitted.
2. As an attempt to achieve certain ends in students (product).
3. As a process.
4. As praxis (Smith, 2000).

One of the most important blue prints of a good school programme is the curriculum in which forms the core of the educational activities in the learning process. It is very important for teachers to understand clearly the major terms used in the educative process. These include curriculum syllabus, scheme of work, module, and so on.

## 7.3 TEACHING STRATEGIES AND MEDIA

There are many teaching strategies in teaching-learning process in this section of the unit, we are going to discuss some important strategies or models of teaching.

Teaching strategies are just instructional designs. They describe the process of specifying and producing particular environment situations which cause the student to interact in such a way that specific change occurs in his behaviour.

Teaching strategies consist of guidelines for designing educational activities and environments. These strategies are meant for creating environments. They provide specifications for constructing learning situations. Strategies of teaching is a plan that can also be utilized to shape courses of studies, to design instructional material and to guide instruction.

Before acquainting oneself with the elements of teaching strategies, it is necessary to know the basis of determination or assumptions of these strategies. These are as follows:

- i. Teaching strategies act as blue-print or framework for creating healthy atmosphere in the classroom.
- ii. Inter-action of teacher and pupils is fundamental in the teaching process. It must be encouraged.
- iii. Different methods should be used to make teaching as simple as possible.
- iv. The teaching process is only a weapon to create the appropriate atmosphere.

The following characteristics of teaching strategies become clear on the basis of its class study of the assumptions given above:

- a) Teaching strategies depend on personal variedness.
- b) There are some basic assumptions for teaching strategies.
- c) They are also affected by the philosophy on education.
- d) These strategies utilize the interest of the pupils.
- e) A teaching strategy is developed through practice and attention.
- f) Teaching strategies are also known as teaching skills.

Following are the elements of teaching strategies:

1. **Focus:** Every teaching strategy has its focus or a central point.
2. **Syntax or Structure:** Teaching strategies can be organized properly to interact between teacher and pupil. The whole teaching process is directed towards this objective. This type of organization of interaction establishes its connection between the steps of the process and the phases of activities;
3. **Social System:** The teaching process is its social process. Hence interaction between pupil and teacher is organized at this stage. The main function of the element is to control and change the behaviour of the pupils. A teaching strategy has its own social process.
4. **Support System:** Future course of action is decided on the basis of support system. The main function of this element is to improve the teaching process and to bring profitable changes in it. It is connected with success or failure of the teaching process and shows if the strategy to be used in the teaching process is effective or not. The answer to this question is obtained through this element.
5. **Principles of Reaction:** Principles of reaction means the ways in which teachers respond to the activities of students and the behaviour the teacher and the reactions he expresses regarding the instructional strategy. It needs to be noted that there are certain teaching strategies for undesirable behaviour and indifferent attitude is manifested. In such cases the teacher has to try and modify the behaviour of the learners. In those teaching strategies where creation of mutual enquiry type behaviours are to be developed, the teacher can use different principles of reactions. He provides opportunity to students to express their views again and again and others evaluation comments on them such as right, incorrect, does not present facts, etc.
6. **Application:** Application is treated as the final characteristic element of the teaching strategy. This element acquaints us with the application and utility of the teaching strategy, because every teaching strategy is used in its own special conditions.

(a) ***The Important Strategies/Model of Teaching***

Now we go on to discuss the following three strategies so that students may understand the importance and the need to develop them:

- a. **Glaser's Basic Teaching Strategy:** This strategy determines the relationship between teaching and learning. Bruce Joyce and Marsha Weil (1992) called this strategy the classroom meeting strategy.



- b. This is known as the basic strategy because the fundamental principles of psychology are used in it. Glasser tried to understand the teaching process through this strategy. He has divided the teaching process in the following four elements.
- c. Instructional objectives are determined before starting teaching. These are determined by the teacher before starting any process which is necessary to determine as to why this process is being adopted. The same thing applies to the field of teaching also. The main aim of teaching is to bring about a change in the behaviour of the student. How this change should be brought about with the help of teaching, the complete explanation of this aspect only is called Instructional objectives.
- d. The behaviour of students at the time of commencement of teaching process is called entering behaviour. This entering behaviour includes the pupils' previous knowledge, level of intelligence, motivation and learning abilities. It is the duty of the teacher to find out whether a pupil has expected abilities, intelligence, etc. On the basis of these abilities, the teacher selects the instructional objectives. Level of pupils is decided keeping in view the three facets of behaviour of the pupils' cognitive, affective and psychomotor.
- e. Instructional procedure is related to the activities used in teaching. A teacher takes his decision on the basis of these procedures. These procedures should not be static and should go on changing alongwith instructional objectives. If there is a difference between these instructional procedures and instructional objectives, the teaching and learning process will be affected adversely. Therefore, I. P. is functional part of I.Q. The interaction of teachers and pupils is organized under these procedures.
- f. Performance Assessment is used to test and observe the level of achievement of instructional objectives in the pupil. This element also provides feedback to the other three elements i.e. the pupils and teachers conic to know about their successes and failures. This element also evaluates the third element vis-a-vis the first and second elements Distances are removed in these elements. Methods like observation, rating scale, questionnaire, projective techniques and interviews are used for this purpose.

The above four elements of teaching are closely related with other and any one element affects the other.

**(b) The Concept Attaining Model/Strategy**

Through concept attaining a pupil learns the similarities of the various aspects of atmosphere and also learns to establish relationship between them. Our atmosphere is very complex a many things are embedded in it. Knowledge of Facts is crew through concept attainment. This k now edge expands the gene mental abilities of pupils. Logic is also developed through concept attainment.

Special attainment will take place only when concepts are with us to take place before we decide about concept attainment Concept attainment model was given by J .S. Bruner.

The details are as under:

- i. **Focus:** The main aim of this model is the development of inductive reasoning. By this model the students learn the description of this process by which they get the knowledge of classifying views, persons and things.
- ii. **Syntax:** This element of the Bruner model passes through stages. In the first stage, information is supplied to the students so that they may concepts with to know the concepts with the help of examples. At the second stage, the student analyse the supplied information with a view to understand the concepts. In the third stage, the students prepare written model of the analysis and devise concepts on the basis of tin-organized information.
- iii. **Social System:** Under this element the teacher controls all activities, but gives the students freedom of discussion various stages of teaching. He also encourages the pupil to participate in the discussion which is a necessary part this element. Thus a stage is reached when the pupils start analyzing the concepts and strategies.
- iv. **Support System:** The nature of all information supplied to the students should be the same so that they nay understand the concept. The subject matter should be so organized as to make the students able to understand the concept. For this a strategy is used in which knowledge of new concepts is given to the students. In the evaluation of performance, essay type questions are used in the examination, because written examination is more helpful.
- v. **Application:** Concept attainment model is used to learn languages and it is also helpful in learning mathematics. In other areas of knowledge also this concept is quite useful.

**(c) Inquiry Training Model**

Knowledge is changeable and dynamic. It is never static. New principles are brought into being by scientists but these principles too require changes after the passage of time and new principles take the place old ones. Therefore, knowledge is it dynamic process. That is why people go on doing research in the areas of their interest to acquire new heights in knowledge. This research work makes it necessary to adopt an enquiry process. Conclusions are drawn on the basis of hypothesis to find out the real reasons or a given event. When inquiry is done in an organized manner or on scientific basis, it is called inquiry process. In this method generation of principles conies out as it result of organization of knowledge.

This model was developed by Richard Suchaman. It helps independent learners. The pupils are given scientific education So that they may get training for undertaking natural research. The main aim of inquiry training is to develop the mental horizon and skills of the pupils, because they are necessary for searching answers to various interests and puzzling questions. According to Bruce Joyce and Marsha Veil (1992) it helps the students to develop independently the disciplines and skills necessary to raise - questions and search for difficult answers stemming from their curiosity. Suchaman intends to help the students in independent learning. But an organized process of inquiry training starts from puzzling or difficult events, Suchaman believes than the pupil feels encouraged to solve such events by facing them. Therefore, we can suggest this method for organized research.



Inquiry training model has the following elements:

- i. **Focus:** The main aim of this model is to develop intellectual skills of the students. The pupil learns by analysing the concept in a logical manner and by doing research in the given area. Individual abilities are appropriately developed by this model. The main function of this model is that the pupil should be able to learn and inquire independently. The pupils feel curious to solve a difficult problem whenever they come to face it. We can suggest organized methods to help them.
- ii. **Structure:** This mode is structured in five phases:
  - a) The teacher presents a puzzling situation to the students and acquaints them with inquiry method. No doubt, his final aim is to create new knowledge in the students. But preliminary enquiry is based on its general ideas. The initial question should be such as agree with Yes or No answers. In this method a pupil is free to seek help from his other classmates and collects enough information with it view to look for his hypothesis.
  - b) In the second phase data is gathered for the purpose of verification. First of all 'Yes' or 'No' answers will be asked. Secondly, the pupils will gather information and inquire about the event which they see or feel. During verification, question, can be asked about objects, properties, conditions and events. About things such question can be asked as "What is this made of"? In this manner a teacher can explain the inquiry started by the pupils.
  - c) In the phase of experimentation the students get acquainted with new elements. Two things are done in this phase—exploration and direct testing. The changes are reflected at time stage of 'exploration' and hypothesis or principles are tested in the testing.
  - d) In the phase of collecting information, it is organized during data collection. The teacher asks the pupils to draw conclusions and to explain the results of a particular event but the pupils can conclude with detective explanations. The pupils are asked to give explanation so that difference of opinion can be seen and the explanation may be given satisfactory shape.
  - e) Under the phase of analysis of the inquiry process, the pupils are asked to reflect on the problem strategies that they use during the process of inquiry. As a result they are liable to develop more effective strategies. But they may reflect defective definitions. Above all, analysis of the whole inquiry process helps in finding out suitable solutions to the various issues involved i.e. the main problem, right strategies front all the students so that individual differences are observed, and right information collected are affiliated and analysed.
- iii. **Social System:** Social system is a necessary element of this model. According to this element, the teacher and the pupil play the main roles in teaching learning process. The teacher encourages the pupils towards inquiry. In the beginning, he has more control but the pupil's freedom is slowly increased and the teacher's control is reduced. As it result, an open atmosphere or cooperation is created between the teacher and the pupils which develops a scientific point of view and abilities for solving puzzling situations. The success of this model depends entirely upon teacher-pupil cooperation. In this way the learners are helped to become more and more Social and friendly.

- iv. **Support System:** This model is used to enable the students to develop inquiry materials. The pupils are acquainted with difference problems and examples are given. For its evaluation, several tests are also given. Above all, the teacher has to see that appropriate environment is created which is a must for the success of the model.
- v) **Application:** The use of this model is more profitable for science subjects. The pupil learns to draw conclusions on the basis of information collected by him and its analysis. This model was developed for the natural sciences. But it is also used in literature for solving puzzling problems. Therefore, this model can be used to solve any problematic situation.

**(d) Uses of Educational Media by a Teacher**

Effect of educational technology on teaching-learning situations has now been recognized to a great extent. These days' principles of teaching are given more importance than the principles of learning. But the principles of teaching have not been clearly defined so far. Some findings in teaching models have been with the help of the media. Educational technology is useful for the teacher in the classroom in the following manner:

1. It provides a scientific basis to the teacher's work.
2. It suggests new methods and techniques to settle problems of pupils regarding individual differences.
3. It has made the use of T.V. tape-recorder, radio etc., possible for the teachers as well as pupils. Education has become possible for the students located at distances.
4. It has brought to light methods like systems analysis which can be used by the teacher effectively.
5. It has opened the doors to discovery of new methods of classroom teaching and training.
6. It helps in understanding the nature of education.
7. It has made the teaching-learning process purposeful/useful/effective.
8. It has made possible the maximum use of available aids.
9. It increases the efficiency of the teacher.
10. It helps in bringing about the desired changes in the behaviour of pupil.
11. It makes use of memory level, understanding level and reflect level and thus helps the pupils to develop originality and creativity.
12. It provides opportunity to arrange for maximum number of pupils e.g. programmed learning and learning through correspondence.
13. It helps the teacher to do research work in various fields.
14. Hardware approach to educational technology helps in storing original thoughts of scholars. A teacher can benefit from such store-house of knowledge at any time.
15. It helps the teacher in specialization.
16. It saves the time of the teacher.
17. It gives an opportunity to the teacher to show his abilities.
18. It helps in simplifying the teaching process for the teacher.
19. It makes possible dynamic development in the teacher.
20. It helps the teacher in playing the role of an organizer, a director and an adviser.

#### 7.4 MEDIA AND EFFECTIVE TEACHING

Researchers have explored the importance of electronic media in distance education. Kumar, Sharm and Vyas (2003) carried out a study on the use of array of electronic media technology by counselors in distance education in Turkey. Their study revealed that out of 12 electronic media used, video-cassette was ranked third behind telephone and computer. (Kumar, Sharm & Vyas, 2003).

Selection of media for distance education should be made on the basis of their effectiveness to serve at it reasonable price in a specific socio-economic and cultural situation. Some media would be ideal for individualized instruction, while others will provide mass communication approach. Printed materials, slides, transparencies and audio cassettes do not require expensive and elaborate studies, settings, editing facilities, sound proofing and air conditioning, imported equipment anti technical expertise. Rather they are tailor-made for specific groups with little outside help. A variety of both conventional and technology based audio-visual aids will help distance education. No one aid can be recommended for all types of learning and learners. Technological aids of the inexpensive variety that are easily available, easy to prepare, easy to use and store and which bring about the greatest clarity in learning, will have to be given priority. A judicious mixture of indigenous and sophisticated media can serve the instructional purpose of distance education.

Distance institutes in our country may not be in it position to make use of all the innovations of modern communication technology but they should chalk out it phased programme for the integration of these devices into their teaching-learning system to make it more comprehensive. In the first instance, they should take immediate steps to adopt such devices as are easily available and within the reach of the learners. Radio, television, telephone, audio cassettes and video tapes should be made use of.

The International Conference on Distance Education made the following recommendations regarding the use of media in his specialized field:

- i. To achieve the objective of mass instruction through distance education systems, use of media is necessary. It has been realized that the media cannot eliminate/replace the teacher. As such the media should not be seen as a threat to the traditional teacher.
- ii. To ensure optimum utilization of mass media, instruction should be through the regional language, and not in English, because, if we want to educate the entire population, the medium of instruction is more important than the media used. The socially relevant subjects such as seed sowing, house nursing, photography, etc, can effectively be taught in the local language with the help of audio-visual media.

In our enthusiasm for the media, we should not forget to include socially relevant courses for the learners.

It has been accepted that the media should not be considered as it solution to all the educational problems. Their use has its own limitations depending on use in different

socio-cultural situations. The media should be introduced and use without losing sight of the social background of both the, teachers and the learners.

For example, the emphasis should be given to contact programme. As media may not be available to the entire population of the country, contact programmes may be useful to reach the rural population also, because our traditional ways of life cause resistance to audio-visual programme.

Media can play a major role in making education a possible reality for a large number of both illiterate and literate masses in the far flung interior villages as well as in the urban areas of the country.

Media can help adapt education to complex individual needs and conditions. Coverage of students of wide range of educational and social backgrounds and ages, aspirations, learning styles, environments and convenience under distance education takes the use of media very crucial. Media can help in improving the quality of education at a comparative lower cost than the formal system.

The development of electronic media has played a very vital role in the emergence of distance education system. New channels of communication have replaced the conventional or traditional channel of oral communication. In many developed countries of the world, it has been possible to open up TV channels for the transmission of educational programme throughout the day. Electronic media has made distance education dynamic and exciting.

## 7.5 PRODUCTION OF INSTRUCTIONAL MATERIAL

Self-instructional material is specially written for individuals to learn by themselves, without any assistance from another person. Generally programmed learning materials are considered as self instructional material. Self-instructional material may take several forms. All such materials have some common characteristics. The following are some of them:

1. Reading materials are presented in smaller units to enable the learner to understand concepts or acquire information step by step.
2. After every presentation of a meaningful unit of information or development of a concept, an opportunity is provided to the learner to get feed-back on his understanding or learning. Proceeding to the next step depends on his learning the present one.
3. Since users of self-instructional materials do not have an opportunity to inter-act with a trainer and have to depend entirely on what is given to them, a good deal of time and effort is spent on the preparation of these materials. The materials are prepared according to the principles of programmed instruction and they are tested before final release of the material.

4. Since self-instructional materials depend entirely on the learner's motivation to learn, he has the freedom to work at his own pace.
5. Like in all forms of reading material the learner has to be active. At every step he needs to give responses to test himself and his learning.
6. In self-instructional material the assumptions about the entry behavior and objectives of the material in the form of terminal behaviour are explicitly stated in the beginning.

Preparation of self-instructional material is a time consuming process. It requires good knowledge of the subject matter and skills of developing programmed instruction. Development of programmed instruction itself requires specialized skills. In some countries special courses of three to six months duration are being conducted to train programme writers. However, such skills can be developed in courses of shorter periods. The following steps are involved in preparing self-instructional material:

- a) Select the subject on which self-instructional material needs to be prepared.
- b) Explicitly state the assumptions about the learner who is likely to use the material. This statement is in the form of entry behaviour. It should specify the knowledge, attitudes, skills, etc., that the learner possesses before going through the material.
- c) State the objectives of the material in the form of terminal behaviour. Such objectives should indicate what the learner would be doing after completing the programme, under what conditions he would be doing it, and what are the minimum acceptable levels of performance.
- d) Search the content matter that would go into the self-instructional material to develop the terminal behaviour in the learner. If no content matter is available it should be written in a way that the least a broad outline developed, indicating what concepts and information the learner should get.
- e) Decide the programming strategy, i.e., the style of programming (linear, branching, passage-type, not strictly programmed-instruction based etc.)
- f) Arrange the subject-matter in a sequence, starting from simple to complex. Some material may need to be covered before the others.
- g) Construct frames, passages or units of presentation of the contents items. These follow the programming style. If linear programming is used and Skinner's style is followed, small units of information should be presented giving opportunity by the learner to test himself at every level. Difficult levels should be graduated for the frames and prompts should be provided.
- h) Construct at the end of each meaningful unit of subject-matter criterion tests or unit tests to help the learner test himself and get feedback on his learning.
- i) Test the materials individually or in small groups on a small sample of subjects. Observe their response patterns, difficulties and take their comments.
- j) Evaluate and revise the self-instructional material.

One of the crucial sub-systems is the production of self-instruction material. The academic credibility of distance teaching institutions can be greatly enhanced if the instructional material is of a reasonably good quality. It should not be a pale copy of a

textbook. In order to motivate distance learners, self instructional material should be such that it initiates and sustains the learner interest and helps him to evaluate his own performance. Self instructional material should have learner-based sequencing, clarity of presentation, adequate illustrations and compact organization.

Self-instructional material is different from a textbook. All purpose of the textbook is to 'present' the material. Self-instructional material, on the other hand, not only presents material but also 'teaches' students. In fact, self-instructional material is a 'teacher in print'. It is self-instructional because it teaches.

Self-instructional material is also self-contained because it undertakes the storage and retrieval functions of a textbook. All the learning content is present to the learner at one place in most of the cases, and the learner is not required oscillate from one source to another.

At the outset it is essential to be clear about the meaning of a course from a narrow view, a course means study materials such as printed texts, audio-visual tapes and other materials which enable the student to equip himself for final evaluation. From a broad perspective, a course can be considered a process of intellectual interaction of students and tutors and course teams based on the course material produced at the university.

Wragg, E.C. (1974) has given broad perspective of a course: "I believe we should begin from the assumption that course materials are not the course; rather that the course is an annual process of interaction between students, tile materials, and the tutors, and that, in this sense, tutors, and students produce' courses as well as course teams.' Thus from a broad point of view a course is a means of intellectual interaction of students, tutors and course teams based on the course materials produced.

In Pakistan, the term 'course' is often used for the overall programme of study consisting of several 'papers' taught or studied during the fixed number of years. A course in British and American universities is equivalent to a paper in Pakistani universities. The course production process in the system of Distance Education is as under.

After getting approval from the statutory bodies of the university, the course writing process starts. The course coordinator normally co-ordinates between the internal, external writers, the editor, designer and of course the course production bureau of the university.

The manuscript of a course is sent to the Bureau of Course Production by the department concerned. It is the responsibility of the Bureau to complete the editorial and designing work within the stipulated time. The manuscript of the course is sent to the course coordinator before sending it to the Production Manager for the purpose of printing. The Course Coordinator checks the manuscript and corrects it according to the suggestions of the Editor. Then he sends the manuscript to the Course Production Manager through the Course Production Bureau.



The Production Manager is concerned with format, layout, types of illustrations, pagination, type style, selection of stock, text bulk, method of printing, type of binding, scheduling, and the finished product. He also knows his printers and their capabilities. Finally, he should know how to specify production jobs to potential printers so that they can give him suitable and relevant bids.

To follow through a printing job from the time the manuscript is handed over to the Production Manager, it is best to look at each of the following steps in the course production process:

- A. Format of texts, lessons and study-guides, as well as formats of spec jobs, are most often determined and agreed upon by the universe educational staff and editorial staff. Thus, the Production manager aware of what the finished text should look like in terms of size, cover binding and overall design.
- B. The Production Manager normally selects the type faces, and deck which style and size of type to use. He also considers the size of the m headings, sub-headings, and the text material itself, as well as the legends for illustrations. It is the responsibility of the Production Manager consult the printer in order to know what fonts lie has on hand. If a typeface is specified and the printer does not have that particular font, we Production Manager can ask the printer to obtain that type font. Because it is expensive, it is frequently preferable to use a typeface already available. Once these decisions are made, the manuscript is normal proof read. After this, the manuscript is ready to go to the printer.
- C. Sometimes the printing is done in-house. Not only that, but with the growing interest in and use of desktop publishing, a new dimension has been added to the course production process. Anyhow, whether the printing of the course is with the printer or in-house, it is the responsibility of the Production Manager to pursue the printing price. By doing so, he will be able to get acceptable work at the best possible price. This is not to say that the lowest price is always selected; equal and delivery schedule must meet the university's need of which the Production Manager should be careful.

However, before handing over the manuscript to the printer, Production Manager must ensure the following check-list:

1. What typeface will be used?
2. How many colours of printing will be required?
3. What colour paper will be used?
4. How will the covers and packaging be designed?
5. How the self-assessment questions and activities will be highlighted?
6. Will space be left for students to write their answers to self-assessment questions and activities?
7. What width will the margins have?
8. What paper size and shape will be used?
9. How many words per page are recommended?

10. How will the unit headings be presented?
11. What style of illustration will be used?
12. What will be the quality and weight of the paper?
13. What type fonts for all parts of the publication, including front matter, running heads, references, headings, tables, etc, will be used?
14. What type or imposition size, such as the length of the lines and the number of lines on each page will be used?
15. Required styles for reference lists and bibliographies.
16. Style for indexes.
17. Placement of page numbers.
18. Finally, symbols to be used to identify footnotes or references.

Once the above mentioned specifications have been agreed, specimen pages can be prepared showing all the details, the manuscript, is then sent for printing.

After selection of the printer the Production Manager normally sends him the manuscript on the agreed upon production process. In case of in-house printing, the manuscript is sent to the Print Production Unit of the university. However, the word printer is used both for the outside printer and Print Production Unit. The responsibilities of both the printers (external or in-house) are the same.

After a few days the printer returns the manuscript to the Production Manager along with galley proofs of the type-set material. The Production Manager examines the proof sheets to make sure that the text has been completely type-set. Then the galleys and manuscript are returned to the Course Coordinator for proof reading and checking of the material.

The Course Coordinator returns the galleys duly proof read to the Production Manager. If there are many corrections, which there should not be, it may be necessary to send the galleys back to the printer to make the corrections. If this happens, corrected galleys are required to repeat the same process of proof reading by the Course Coordinator.

When the galleys are satisfactory, the Production Manager will commence paging the book. He will cut the galleys and fit the type to the predetermined format. Illustrations, tables and other graphics must be considered and allotted the proper amount of space.

Here please note that the Production Manager has print production staff to look after all the activities under his supervision. Staff does all the activities in coordination with the Course Coordinator to ensure that the illustrations are in the best possible proximity to the text material which they refer to. In case of any dispute, the Course Editor will make the final decision of the placement of illustrations.

Care is taken in sending the illustrations, including artwork, photographs, tabular material and the like, to the printer for reproduction. Line drawings should be precise. Glossy photos should be furnished. Illustrations to be shown in half-tones should be prepared so



they show exactly what is desired. In case different colour illustrations are desired, good clear photos should be furnished. The desired size of the illustrations must be clearly specified. Particularly in four-colour work, colour separation must be done to a predetermined size, Since photographic reduction is not Possible once the separations are completed. Tabular material should be laid out carefully and precise instructions given to be printer as to how such tables are to be set. The printer can vary the size of tile finished printing in line drawings on the direction of the Production Manager. Graphs should also be supplied in best finished conditions, so that they can be produced photographically. You can easily see from the above mentioned cases that an artistic ability is needed to ensure a desirable quality of illustrations.

Moreover, it is important to remember that the legends, figure number and the like, must be placed in the correct position so that such graphics identified. It may seem too elementary to mention that the odd-numbered pages are always on the right, while even-numbered pages are on the left. A right page is called a recto; a left hand page is called verso.

Coming to the printer again. He will make any noted corrections and will set up the pages as indicated by the Production Manager. If necessary, he will produce a page proof, which shows exactly how the finished work will look like without the illustrations. However, the locations where illustrations are to be placed will be blank. Page proof are examined by the Production Manager. His is the last chance to make copy changes without incurring enormous expenses. Sometimes, the Production Manager may opt to eliminate this step and go directly to a 'blueline'. This is not usually a good practice.

The 'blueline' is a true copy of the finished book, except that everything is shown in single colour, most often blue. Illustrations are placed, pagination completed and pages are numbered. The index, if any, carries the proper page references. Whether a page proof is seen or not, the blueline is the very last chance to make any changes before production. A word of warning here that changes on the blueline are quite expensive. Therefore, everything should be ready to go.

## 7.6 ACTIVITIES

1. Draw a diagram of educational objectives alongwith suitable media to be used for achieving the objectives.
2. Discuss with any educationist of your area the curriculum contents and media and prepare a report of the outcome of your discussion.
3. List below the teaching strategies and possible media for making the teaching learning process effective:

---

---

---

4. Make a chart of using media for effective teaching.
5. Draw a diagram indicating the process of instructional material production.

## 7.7 EXERCISE

Hopefully you have studied the unit. Now please answer the following questions:

- Q. 1 Critically examine the role of educational objectives and Media in planning and producing of instructional materials.
- Q. 2 Explain the curriculum content and the relevant media producing of instructional materials.
- Q. 3 Discuss teaching strategies/models and media to be used in teaching instruction.
- Q. 4 Which of the teaching strategies is effectively used in Pakistani schools? Discuss with reference to advantages/disadvantages of the said strategy.
- Q. 5 Discuss the important models of teaching.
- Q. 6 Write a short note on the following:
1. The concept attaining model/strategy.
  2. Inquiry training strategy.
  3. Uses of educational media by a teacher.
- Q. 7 Critically examine the role of media in effective teaching.
- Q. 8 Discuss the classification of media according to the senses stimulate.
- Q. 9 Critically examine the role of the teacher as presenter in format ion for multi-media package.
- Q.10 Discuss the production process of instructional materials.
- Q. 11 What measures are required for an efficient production process? Discuss in detail.
- Q. 12 How can production process of instructional material be more effective and efficient? Discuss.

## 7.8 BIBLIOGRAPHY

1. Henry, K. (2005) Effective use of performance objectives for learning and Assessment. Teacher and Educational Development. University of New Mexico: Mexico.
2. Smith, M. K. (2000). Curriculum Theory and Practice. Retrieved from [www.infed.org/biblio/b-curriculum](http://www.infed.org/biblio/b-curriculum). Assessed on August 1, 2012.
3. Kumar, A., Sharm. R. C., & Vyas, R. V. (2003). Impact of Electronic Media in Distance Education: A Case of Academic Learner's Perception. Turkish Online Journal, [www.trojde.anadu/u.edu/tr/trojde12/articles/vyas.htm](http://www.trojde.anadu/u.edu/tr/trojde12/articles/vyas.htm)

## Unit–8

---

# ORGANIZATION AND MANAGEMENT OF EDUCATIONAL MEDIA

---

علامہ اقبال اوپن یونیورسٹی کی معلومات کے لیے **AIOU Studio 9** یوٹیوب چینل کو سبسکرائب کریں۔

## CONTENTS

	<i>Page No.</i>
Introduction.....	139
Objectives .....	140
8.1 Broad Classification of Materials.....	141
8.2 Problems in Procurement of Materials.....	142
8.3 Media Resource Centre .....	149
8.4 Activities .....	151
8.5 Exercise.....	151
8.6 References.....	152

## INTRODUCTION

The central economic question of the time is why some countries develop faster than others. For practical reasons, it is an urgent question to answer. Few persons with recent experience of the developing countries doubt the need their social and economic development. They know that expanding education a vital part of such development.

Human beings learn through their senses. Mostly, we use our hearing to gather information. Auditory stimulation is the main-stay of knowledge gained by a person whether he is illiterate or learned. Visual observations are the second big source of taking in impressions. Then, the tactile sense comes to our help to manipulate the things around us. We smell before we taste a thing. After using our olfactory sense to gain knowledge we seek the assistance of taste to discriminate between sour or sweet.

Economist have been increasingly aware of the relation between education and growth. Literacy levels, school and university enrolments are now commonly used as statistical measures of development. In developed countries, it is clear that increased productivity has resulted from not only an expansion of the labour force and physical capital, but also greater education and training. In such countries, development demands infrastructure, in particular an educated and enterprising labour force. This interest in education is not entirely new. It importance of the quality of the labour Force was also realized by the classic economists and they had spotted the link between education and wages. What new is the qualitative nature of modern studies, using better data in more sophisticated ways.

But there is still a gap between the issues of educational planning which pre-occupy economists and the economic problems that confront ministry education in most countries. Economists have emphasized the need for quantification and for valuing the benefits of education, and they have recent developed new techniques to do this. however, in their view, officials in the ministry often have a restricted view of the economic problems of education expansion, and, in many cases, the problem of getting finance to meet ever rising expenditures. There is a need to explore other economic aspects of education planning.

All the same, qualitative planning is no substitute for the brilliant teacher. In many ways though, the quantitative and qualitative aspects of education are independent. It is only by a quantitative manpower approach that a nation can make its choices clear, such as how many students it should send to university in which year every person will now how to read and what must be sacrificed to make this possible.

Planners must be aware of the methods used for instructional purpose Lecture, demonstration, individual practical work in the laboratory/workshop, field trip and planning and completion of projects are generally the methods of instruction. The policy makers and planners must have a clear picture in their mind in respect of educational media. It is important a mention here that varied activity will prevent boredom and use of

multi-media is necessary on many occasions to make pupils fully understand the particular subject. Use of teaching aids becomes a necessity whatever method is adopted. The teaching aids vary in nature and complexity, from the simple but necessary and effective chalkboard diagram to the close circuit television. The right type of aid should be used in the right way at the right time. And, of course, first of all it is necessary to possess the required aids, and suitable facilities should be there to make use of the available aids.

Some aids can be improvised. Some aids can be easily fabricated, which it may be necessary to purchase others. In order to use teaching aids in the classroom, proper planning is essential. For different subject areas, different teaching materials are required. What sort of materials and tools will be needed for the preparation of teaching aids, must be identified at the planning stage. The organization of hardware and software is necessary in any planning for education.

The policy makers must be aware of the role that educational media can play in organization management. The required equipments, techniques and facilities in organization of support service is to be kept in mind while planning any educational programme.

## OBJECTIVES

After studying the unit, it is hoped that the student will be able to;

1. Explain the organization and management process of educational media.
2. Differentiate between expensive and in-expensive materials.
3. Discuss the role of the teacher in the proper using of the media.
4. Explain the problems and measures for procurement of materials.
5. Identify the sources for procurement of materials, respectively at the local, provincial, national, and international levels.
6. Evaluate the role of a media resource centre.



## 8.1 BROAD CLASSIFICATION OF MATERIALS

Technologies have encouraged the emergence of many new teaching devices. Many of these devices appear with such rapidity that the classroom teacher is barely able to become familiar with one before another is introduced. Technology has become so much a part of contemporary man and his educational surroundings that it is difficult to imagine either teaching or learning without its aid. The classical educator did not have the same familiar experiences with technology.

Technological changes in education can be divided into three categories. First, a rapid steady growth of the use of audio-visual aids in classrooms. These include films, tapes, television, records, filmstrips, slides, and photographs. The uses of these diverse aids are two-fold: to impart information and to provoke thought. A second category involves programmed material. The principal aim of this activity is to train the student in a skill or to impart to him a fixed body of knowledge for later use. A third category involves computer to centralized data banks that permit a student to secure information about any larger question, however complex, that he is trying to solve. The aim here is to reduce the amount of tedious legwork so that the students can have more time for other explorations. It also serves to widen the horizons of students. Assuming that the data bank includes a universe of information and does no editing on its own, use of this kind of device results in a very limited amount of subliminal implications. It is possible, except for the substantial subliminal effects in the audio-visual technology, to design the devices so that they are nothing but helpers in the normal ways of doing things.

Media are the means for transferring or delivering messages. It is called the educational medium when the medium transfers message for the purpose of teaching. Today, education focuses on the learner's participation and concrete idea of teaching materials. For the sake of perfect objective, teachers of each level are encouraged to adopt teaching media. "Are teaching media really so effective"? Is it worth while to spend money, time and effort to design and produce teaching media? When we classify media, we find two approaches of educational technology:

1. Hardware approach
2. Software approach.

Hardware approach has its origin in physical sciences and applied engineering and it is based on the concept of service. It also adopts a product-oriented approach. It is concerned with the production and utilization of audio-visual aids, i.e. charts, models, slides, projectors, computers etc., and mass media. Hardware technology utilizes the products of software technology for its functioning.

Software approach is sometimes referred as teaching technology. Instructional Technology, or Behaviour Technology. It is originated from Behavioural Sciences and Applied Psychology. It is a process-oriented approach. It utilizes the knowledge of the psychology of learning to produce learning material, teaching-learning strategies etc. It includes teaching strategies, learning material, evaluation tools, teaching models, programmed instruction etc. (Hussain, 2011)

There are two types of material expensive and inexpensive:

**i. Expensive**

All electronic aids such as video, T.V., teleconferencing, cable television, satellite television, computer networking and interact, audio-video, language laboratories, Films, and film strips come under the category of expensive media.

**ii. Inexpensive**

Other materials such as textbooks, magazines, duplicated written material, pictures, maps, posters, charts, cartoons, comics, models, diagram, graphs, globe, various types Of boards and locally available teaching supporting instruments, all comes in the category of inexpensive media.

## 8.2 PROBLEMS IN PROCUREMENT OF MATERIAL

Procurement is the process of obtaining goods and services from preparation and processing of a requisition through receipt and approval of the invoice for payment. It commonly involves 1) purchase planning, 2) standards determination, 3) Specification development, 4) supplier research and selection, 5) value analysis, 6) financing, 7) price negotiation, 8) making the purchase, 9) supply contract administration, 10) inventory control and store, and 11) disposals and other related functions (Business Dictionary, 2012).

When a teacher uses teaching aids he needs more planning and preparation than when he only talks, but his additional labour is always rewarded with more effective learning on the part of his audience. An aid must make the viewer to eye teachers ideas, and try his ideas. It should be borne in mind that aids are not instructional in themselves. They are no substitute for the teacher. In reality these material only help the instructor. Audio-visual instruction is not a substitutive education device, and is also not mere entertainment. In short, these A. V. aids are supplementary devices by which the teacher, through the utilization of more than one sensory channel, helps to clarify and correlate accurate concepts, interpretations and appreciations.

No doubt, to a certain degree each aid has its own relative importance, but to a great extent the usefulness of an aid would rest on the personality of the teacher. The more keen teacher will impart knowledge in a more understandable way. His aim should always be to find ways to make his teaching more effective, and aids at the means to achieve it. The following points, can help it willing teacher to select and use a teaching aid/materials to greater effect.

1. Select the best aid, or combination of aids, to meet specific objectives.
2. The aid should not be foreign to the learner's environment.
3. It should be appropriate to the learner's age, intelligence and sex.
4. The aid should not be too old or damaged.
5. Too many aids should not be used unnecessarily.
6. Simple aids, if equally effective, should be preferred to expensive ones.
7. An aid should help learners to make better thinkers and critical-minded.
8. An aid should help to improve human relations.
9. The selected aid should be worth the time, expense and efforts involved.
10. A teacher should know his own capabilities while making selection.

Through the intelligent use of words, recordings, pictures, drawings, films, photographs, models, exhibits, posters, etc, one can convey the required word to the learning situation.

**(a) Problems and Principles for Organizing Strong Service Programmes**

A view of representative though generalized listings of the teacher's duties should focus on the broad working principles upon which the duties and decision connected with them are based. For it is only on the basis of sound theory that sound decisions can be made. At the risk of oversimplification the author states his version of what he believes to be sound working principles for setting up an effective service programme. Such principles are usefully not followed properly. Those that must be followed include the following:

1. The best guarantee of success for the audio-visual service programme is the placing of full responsibility for its operation upon a qualified leader who will work on a coordinate basis with other curriculum personnel. Also imperative is the provision of the necessary financial support for auxiliary staff, equipment, materials and facilities. This principle demands that school system officials commit themselves publicly to plan for positive action.
2. Audio-visual materials should easily be accessible to teachers at the time they are needed. This principle demands that generous help be available to teachers in selecting materials from local as well as sources outside the school system. The catalogues of subjects or unit-correlated lists of materials should be made up for the teacher's use and simple convenient systems for ordering, delivery and pickup be devised so that materials used frequently by number of teachers should be purchased and made a part of an expanding audio-visual service centre library. This principle aims to demand that teachers be able to select their own materials. Hence help must be given in facilitating pre-use or pre-purchase inspection.
3. Audio-visual equipment should be made available to teachers with a minimum of inconvenience and distraction. This principle demands that each school building be equipped with necessary audio-visual equipment units to meet the needs of the curriculum. Eventually all classrooms be provided with necessary light-control systems and suitably located electrical outlets for picture-projection systems. This principle also seems to demand that sources of assistance for equipment ordering, handling and use be located as close as is feasible to the teacher.
4. To overcome the shortage of materials, the audio-visual service programme should include a variety of materials for teachers. This principle demands that many kinds of instructional materials be made available to teachers, including materials for production maps and globes, library books and textbooks. Wherever administratively feasible, the assistance be given by coordination of school community relationships of all kinds, thus making possible field trips, resource persons, interviews, a library of communication documents, and cooperation between schools and local radio/television stations.
5. The problem of untrained manpower can be overcome by providing audio-visual service training programme for the continuous, effective in-service growth of teachers in accordance with their needs. This principle demands that teachers be

given ample opportunity to develop competence in the use of a wide variety of teaching tools. The participation of teachers in planning for their significant growth-building activities be sought. Such a programme has tremendous implications on many fronts for the betterment of the teaching staff, in addition to the up-grading of specific competencies with audio-visual materials.

6. Provision for city-wide audio-visual services need to be based upon continuous long-term planning. This principle demands that any plan of action must be convened as a long-term project. Continuing financial support must be provided to meet curriculum needs. The process of providing building facilities must be carried on as part of a master plan for all the schools. This principle applies to the ill-service growth of teachers as well.

The broad principles for setting up or procurement of the audiovisual service programme just described may, if known by higher authority in time, lead to a better basis for thinking and action that will ensure the success of a new venture.

#### **(b) Responsibilities of Teacher**

The newly appointed teacher of the audio-visual service programme may report for his or her first day as a stranger, or, as is frequently the case, he may already have been a well-known and respected local staff member. He may, of course, begin to operate according to all administrative operational plan that represents careful operative effort of a local study committee. He may be fortunate enough to have immediate access to a local school-system, survey of equipment, classroom facilities, professional status of teachers, and well-worked-out catalogue and distribution procedures. He may even find an advisory council and a school building coordinators group waiting for a first bulletin or the resumption of it series of meetings. He may even walk into a well-equipped audio-visual centre with secretarial and technical staff at work on routine business. He may even be called upon during the first hour on his new job, to collect evidence and make a decision about printing, production, or projectors. He just may have to start from scratch. Is there a safe and sure formula? The answer must be “no”.

The primary purpose is to make the teacher define problems in this field and to discover sound solutions for them in terms of a unique environment. As to initiating a programme, the following good advice merits careful consideration:

1. Find out what positive and negative influences are at work.
2. Be friendly, sincere, modest, objective, and industrious.
3. Get the facts about school materials, equipment, and facilities once.
4. Make personal commitments only for services that can be met time.
5. Enlist the cooperation of colleagues to give the work of the organization a good start.
6. Give attention to the proper pacing of activities and work loads
7. Define problems and assign priorities for solution.
8. Get to know colleagues at all levels.
9. Make an operational plan for the higher authority, if one does in already exist.
10. Identify some impartial, nearby sources of advice.

**(c) Defining Problems and Goals**

It is doubtless true that there will never be enough time or staff in any one locality to carry out adequately all the proposed duties of a teacher of audio-visual services. In fact the selection of targets for energy and action in terms of outstanding needs is a very significant problem in itself. It is urgent, therefore, in the economy of time and effort to define specific local problems and to mark out as clearly as possible the goals that are to be achieved. It is not sufficient to make a listing of general duties. The teacher must define in terms of his own situation what level of competence in students he will seek to develop and how comprehensive his program of service must be, and then plan for a five or ten-year effort. A list of conditions would not suffice. The teacher will also have to set his foot into every classroom, or organize others to do it, to map out a facilities and equipment programme, and then set up a long-range plan to achieve it.

The teacher's attitude of criticalness and his desire to mobilize facts go hand in hand with his drive to define problems and set objectives. And of course not the least of his problems will be to get colleagues to set up their own objectives for improved action in the line of his concern. Evidence may lead to the defining of a need; and then to meet it becomes the problem, and this of course may call for a set of data.

**(d) Self-Teaching of New Skills**

Most individuals have reserves of energy, stamina, and creative capacity that have never been tapped. These reserves of power have been called forth in thousands of individuals by the free enterprise system of Pakistan in a gigantic how-to-do-it sales campaign. From making a Polaroid camera transparency to building one's own home seems for some to be but a short step.

In the audio-visual service business, the need for a love of learning new skills becomes an essential for success. However, instruction sheets, diagrams, and complete kits make this a game. Out of a weekend of leisure time, a few supplies, some simple equipment, some careful reading, some trial and error responses, for example, may contribute to a teacher's first transparencies for a meeting two months away, or to a script for a film, a scale drawing of a new audio-visual centre, or a new handbook for bulletin board display.

Outstanding performance by teachers of audio-visual education demands the self-teaching of new skills, and a love of learning will make this process both enjoyable and successful. It will take courage, effort, and stamina, but fortunately these are in our heritage. Furthermore, if he does not know it already, the teacher should learn that not all the needed professional skills have to be acquired in formal courses for university credit. The teacher will naturally identify needed operational skills as problems arise in his day-to-day work, and instead of delaying action until the right course may be found, he should try to locate appropriate reference material and direction sheets, obtain needed equipment, and then engage in study and practice. To speed up the process, he should obtain the usually available help from friends, specialists, tradesmen, manufacturers, salesmen, and other hobbyists.

With this brief treatment of several desirable personal attributes, the writer now turns to the remaining essentials for expert performance, which, because of their pervasive and complex nature, and their implications for action, must be analysed more carefully. The following extensive discussion, though all too limited, suggests that the performance of the audio-visual specialist is more likely be of outstanding calibre if his thinking is guided by (1) a correct view of teaching and learning, (2) an understanding of the roles that audio-visual materials play, and by (3) a well-developed system of basic utilization principles.

### ***(e) A Correct View of Teaching and Learning***

Wherever there is loose thinking, real progress is impeded. Every one's opinion about education is not as good as that of the next man. A great deal is known today about teaching and learning, yet many educators remain confused: The teacher of audio-visual services must avoid such confusion through a systematic effort to develop a set of working principles, a set of policies for action. He ought to arrive at valid definitions and ought to decide on a current framework of reference.

The audio-visual specialist will usually find himself in the midst a wide variety of opportunities for learning from the most talented teachers, supervisors and leaders. He must strengthen his own theoretic outlook by constant study. The teacher should not be 'taken in' by colleagues who denounce theory in favour of practice, for if he is to be a practical man, he must be a master of theory.

A correct view of teaching and learning must not be divorced from the teacher's primary relationship with instructional processes. In meeting this obligation, he should not only view the teaching process from the focal point of how it is done: he needs also to keep in sharp focus the broader view of what is being selected for teaching. The teacher must, therefore, realize that he is, or ought to prepare himself to be, a valuable member of the curriculum improvement team on the one hand, and capable implementer, facilitator, and helper in day-to-day classroom processes on the other. In exerting effort to develop valid points of view for making good decisions, it will be helpful for the teacher to consider the following discussions: (1) curriculum designs and the use of audio visual materials, (2) basic principles of teaching and learning, and (3) effective implementation.

Inspection will show that curriculum designs, as they are presently operating in schools, are similar in some respects and widely different in others, but all need appropriate instructional materials, the best possible teachers, capable leadership and financial support for audio-visual method if they are to be effectively implemented. Each locally adopted curriculum pattern will be certain to emphasize characteristic values.

The way in which facts, generalizations, and skills are organize for teaching, with emphasis upon particular values, has a definite bearing on the way audio-visual materials are selected and put to work. However as has been previously pointed out, regardless of the curriculum design prevalent in any given community, audio-visual materials will make significant contributions to learning and teaching. In the most traditional subject-



type curricula, good teachers will feel the need for a wide range of audio-visual materials to present clear explanations and to develop readiness in pupils for new subject matter areas by defining issues and developing interest in prescribed activities. Audio-visual materials will also assist in presenting practical applications of content to everyday situations, as well as aiding in evaluation, diagnostic, and remedial work. To be sure, selection will be by the teacher, and emphasis may in some cases be upon memorization. But as curriculum patterns move away from subject designs to the psychological organization of learning activity, audio-visual materials are used in relation to the purposes of pupils—that is, used in helping to solve problems that they themselves have defined, selected, and cooperatively planned. In this framework of reference, pupil concerns will determine both the nature and the quantity of materials needed. Certainly the teacher will be the guide in suggesting helpful items and will have to locate valid materials as needs for them become obvious or are anticipated. Also, in cases where preplanning for the year cannot be done, scheduling of materials long in advance, as is common in cases where sequential units of work are taught repeatedly, cannot be practised. It is readily seen that under such curriculum designs, materials that are produced to serve in the capacity of realistic vicarious experiences, or are produced on topics that deal with pupils' life situations, will be of special significance.

This statement of suggested ways in which audio-visual materials will facilitate learning under the various curriculum patterns, is not intended to be complete, since, as has been pointed out, a broad understanding of the roles they play is essential for expert performance. Hence it will be given a separate treatment, and guidance for the development of a correct view of teaching and learning now turns from curriculum designs to a discussion of basic educational principles.

The following discussion has been included, in order to assist the teacher to establish a framework of reference for thinking about the use of audio-visual materials. In the preceding paras attention was focused on the selection of content and its organization. Hence, the emphasis will now primarily be on how teaching can be in accordance with established general principles. The teacher who understands these principles will have as his orientation for action the most dependable professional learning about how to teach.

#### **(f) Obtaining Financial Support**

It is the responsibility of the teacher, for a penetrating analyse of need and the vigorous pursuit of adequate financial support, to meet the needs. This is a complex responsibility because it involves the matter balance. Schools need many service agencies, higher salaries, and ample supplies, and into this web of local circumstances the teacher must find his steps to request and obtain the needed support in optimum amount the good of all concerned. To be sure, he need not stand alone in making such requests, because allotments for his services are spread out over the entire instructional programme. Thus the school principal, teachers, and other curriculum specialists can be of real help in substantiating a formulating the requests to the submitted. Special budget-preparation study groups and the teacher's advisory committee, if he has one, ought to make significant contribution to the formulation of sound recommendations.

*Keeping needs, goals, and costs in mind:* Knowing what needs have to be met, having definite operational goals in mind, and having a long-term plan formulated, as was indicated in the example of cost determination, are the first and foremost bases of success. Having tabulated data in terms of operational needs, and having a cost-analysis. is plan at hand carry the authority of facts. Long-term planning is possible only when the facts are at hand and recognized everywhere as go business, and the recognition of prudent in management is sure to build up the teachers' reputation in the public view. Guessing and predicting what it would be good to do with the money if it were provided, is the other alternative, and everyone knows this is not good common sense.

*Minimum standards information is useful:* In preparing long-term development plans, and in presenting information to administrative officials and the public, authoritative statements representing national thinking are useful. Local considerations of equipment needs, size number and location of buildings, and curriculum needs, must be the final determinants of the desired status.

Apart from the above mentioned discussion, it is necessary highlight the sources of availability which a teacher or the administrator can arrange for the procurement of materials.

*Local level:* At this level, the teacher should make efforts to utilize the locally available materials for making the teaching-learning pro more effective, He should use the local example while teaching the class. He should be careful in quoting examples because if the students are not familiar with the things mentioned by the teacher the desired result would not be achieved.

At the local level the teacher should take help of head of the area, head of district or tehsil for assistance in making the teaching-learning process effective. He should use locally available teaching aids in the classroom.

*Provincial level:* At provincial level, the teacher must send his requirement through proper channel to the Secretary of Education, Chief Minister or Governor of the concerned province for sufficient funds. He should make a proposal for the supply of suitable materials such as reference books, A.V. Aids, and latest electronic equipment which can easily be used in the classroom.

Through financial assistance at provincial level, tile, problems such as school buildings, supply of trained manpower and other means of effective communication in the classroom can be overcome.

*National level:* At the national level the support can be achieved through the Federal Ministry of Education in making the teaching-learning process more effective. Special request to various agencies of national level can be made for financial assistance, trained



manpower, staff development arrangements, and the introduction of innovative tech technologies in education.

For this purpose, the special request can be made to the Federal Government for financial assistance or in the shape of experts/consultants for in-service training of the teaching force of the country. Such consultants may organize training workshops throughout the country for up-gradation of the teachers, keeping them abreast with the latest curricula or developing in new curricula for the country.

*International level:* At international level efforts should be made to obtain in the latest materials and equipments. In this regard donor agencies may also be contacted for assistance to make the education system of the country more productive, effective and efficient. The role of UNESCO, UNDI, ADB, World Bank, OPEC-Fund, and ODA (British Council) is identical for the provision of consultancy, supply of latest equipments and to keep the country educationally at par with other countries of the region.

The international organizations and donor agencies must be involved through Ministry of Education in making our teaching-learning process effective. Efforts should be made to organize more training workshops, seminars, conferences and study visits (abroad). This can only be possible if a reasonable proposal with full justification is presented the Ministry of Education for exploring such type of assistance from donor agencies or provide support through government sources.

### **8.3 MEDIA RESOURCE CENTRE**

The 'Resource Centre' is a place which enables the teachers and learners to secure appropriate materials and, if necessary, the required consultancy Garnett, E. (1970) has listed the following valuable points on the nature of area resource centre:

1. An area resource centre, in our view, differs radically from the other resource institutions with which it will liaise very closely. The important functions of such resource centres are to provide a managerial service. It needs to be adequately staffed.
2. The task of the area resource centre's precept and training sessions are to encourage a high professional standard, a real educational standard it resource making. The resource centres normally have different kinds of links with a large number of individuals and groups at work in its area c n curriculum resources of one sort or another.
3. A resource centre must be the holder of certain specialized facilities and certainly consider itself a training centre. It must stand at the crossroads of information which can usefully be sapped between the teacher and the taught.

Anyhow, from the quotation mentioned above, it can be said that anything used to meet an educational need might be called a resource building, stall, equipment, ideas and material as these all are interrelated in practice. Particularly, this section of the unit is concerned chiefly with the information at the materials required for teaching and learning. A wide range of resources available nowadays enable the teachers to assume

different roles within the course of instruction. The resource centres with their supporting equipment, can sometimes instruct more efficiently than the teachers. However, the resource needs for instruction that is, still teacher-centered, are the professional skills of the teacher and materials in a form and medium which leave him dominant. The ability to read and tell a story well has been mentioned, as has the gift of inspiring ideas and commanding respect. The planning of a lesson in which many teachers were instructed in their professional training, still holds good. The familiar equipment of chalk and black board has now been supplemented by the white board and overhead projectors.

Media resource centre is responsible for the design, production and provision of media and resources to support teaching, research and learning process.

Three important resources can be given for the greater use of resource centres as the agent of instruction. Firstly, they do not keep the teachers personality between the student and achievement, and indeed the teacher may not need to be present. Secondly, some media can be attractive and highly motivating; and thirdly, some materials allow students to proceed at their own pace. Instructional films, television programmes, filmstrips and slides with tape have proved to be very successful when used selectively and with a clear purpose. Difficulties have most often been due to lack of preparation, inadequate facilities, poorly maintained equipment and some teacher's lack of expertise in using it. Moreover, instruction through audio-visual aids can have an added advantage for less able students for they need not face a constant succession of reading difficulties. Tape recordings have been found very valuable in meeting such problems in mixed ability groups.

Leaving aside the discussion relating to audio-visual equipment and their effective use in the teaching learning, process available in the resource centres, these resource centres can play a vital role in teaching and learning. How do they play an effective role? What are the functions of a resource centre? How does their information and storage system look like?

#### 8.4 ACTIVITIES

1. Outline a diagram showing the broad classification of materials required in the organization and management of media.
2. Discuss the importance of resource centre with any educationist prepare a report of the outcome of your discussion.
4. Prepare a list of materials which must be available in the resource centre.

#### 8.5 EXERCISE

Hopefully you have studied the unit. Now please answer the following questions:

- Q. 1 Discuss the broad classification of materials.
- Q. 2 Critically examine the role of the teacher in using the audio-visual materials to make the reaching-learning process effective at efficient.
- Q. 3 Discuss the problems faced by the class teacher in getting suitable A.V. aids for instruction.
- Q. 4 Describe the care which a teacher should take, while selecting A.V. aids for effective reaching.
- Q. 5 What measures should the teacher adopt to Organize a service programme? Discuss.
- Q. 6 Critically examine the responsibility of the teacher, in procuring materials.
- Q. 7 Write short notes on the following:
  1. Defining problems and goals.
  2. Self-teaching of new skills.
  3. Correct view of teaching & learning.
  4. Financial support for resource centre.
- Q. 8 Critically examine the role of resource centres in the reaching learning process.
- Q. 9 Discuss the main characteristics of a resource centre.
- Q. 10 How do you plan a resource centre, especially in a primary schools? Explain.

## 8.6 BIBLIOGRAPHY

1. Hussain, M. J. (2011). Approaches of Educational Technology. Retrieved from [www.mjthepedagogue.blogspot.com/2011/02/approaches-or-educational-technology.html](http://www.mjthepedagogue.blogspot.com/2011/02/approaches-or-educational-technology.html). Accessed on, August 12, 2011.
2. Business Dictionary.com (2012). Procurement. Retrieved from [www.businessdictionary.com/definition/procurement.html](http://www.businessdictionary.com/definition/procurement.html). Accessed on August 13, 2012.

## Unit–9

---

### NEW TRENDS IN EDUCATIONAL TECHNOLOGY

---

Written by: Naila Naseer

علامہ اقبال اوپن یونیورسٹی کی معلومات کے لیے **AIOU Studio 9** یوٹیوب چینل کو سبسکرائب کریں۔

## CONTENTS

	<i>Page No.</i>
Introduction.....	155
Objectives .....	155
9.1 Computer.....	156
9.2 Satellite System.....	158
9.3 Teleconference .....	159
9.4 Interactive Video .....	160
9.5 Recent Trends in Educational Technology.....	161
9.6 Activities .....	163
9.7 Exercise.....	163
9.8 References.....	164

## INTRODUCTION

Nowadays, technology has changed the world. It surely has changed the global platform. One can stay connected to other persons and places, whether near or far away. Technology has enhanced the social media impacts on our lives. It looks so hard to imagine life without technology, there is no charm in life without technology, so it becomes the essential part of our life and need of the world as well.

These days technology is rising at a rapid pace all around the world, doesn't matter we are in the same area or not we can connect with each other all over the world. Nowadays people hardly imagine that they could spend a whole day without technology; Use of technology has become in-habitual in people which have shown the positive impact on our lives.

It's been universally reported that more than 30 billion devices are connected to the internet in 2016. Usage of technology is increasing at an alarming pace. Its effects we can see on education sector as well, nowadays educational institution shows us the impact of positivity in and it is playing a vital role in learning new things.

Several latest educational technology trends can change the way of thinking in the future of education. This unit is related with the recent technological trends in education.

## OBJECTIVES

After reading this unit, students will be able to:

1. Understand the concept of computer, its advantages and disadvantages in education.
2. Comprehend different technologies in education.
3. Identify emerging trends in educational technology.
4. Evaluate the role of different new trends in educational technology.
5. Know the role of satellite and teleconference in education.

## 9.1 COMPUTER

The world is constantly changing and ways in which we function at home, work and school are also changing. The speed at which technology has developed plays a major role in these changes. From e-mail to on-line classes, computers are definitely influential in our lives, and can enhance the learning process in schools in various ways. With the increasing popularity of computer technology, it is essential for administrators to support and encourage computer technology in our education systems.

Computers are important in education because they force us to reconsider how people learn, how they are empowered, and what the nature of learning and useful information is. We cannot avoid the presence of computers in our schools because they are forcing educators to reevaluate the very nature of what and how we teach (Gulley, 2003).

### (a) *Advantages of Computer in Education*

Learning.org (2017) highlighted following advantages of computer in education: Computers are advantageous in the sense that these machines teach more effectively in technical sense, they can reach and teach more students and kept students more focus with the subject.

- The use of computer technology in learning allows the teacher to individualize the learning instructions as well as the technology grants the students the autonomy and making them to learn with their own.
- With the access of the internet, it is also possible to teach those students or learners that are located in the remote or far places provided these places have internet signal. These technological capabilities make the teacher to reach as well as to teach more learners.
- The internet access will also allow the students to get different educational resources from all over the world, thus making the world like a classroom of learning. It enables him or her to access different ideas as well as learning and knowledge coming from abroad.
- In teaching kids or young learners, the use of computers in the teaching processes is very much advantageous. The use of computer machines could catch the attention of the kids, making them attentive as well as participative in teaching and learning activities. Making use with these technologies will allow the teachers to enhance his/her teaching style that could possibly enhance the learning of the students.
- The use of computer technology in education makes us prepared for the future. Computers as used in education allow the learners to learn modern tools and knowledge that will make him or her ready for the possible technological changes in the future.
- Personal computers can capture your attention and facilitate fun learning. For example, educational games and programs can be used in schools and at home.
- Computer programs like Microsoft Word, Microsoft PowerPoint and Microsoft Excel can help you complete your schoolwork in a neat and organized manner. Not only does this reduce your work time, but typing a work assignment may make it easier for the teacher to read and grade. Creating a PowerPoint presentation allows you to present information in an engaging way. Pictures, sounds and other effects can enhance school assignments.



**(b) Limitations of Computer in Education**

Pearson (2017) elaborated the following limitations of computer:

- **Laziness in Studying:** Computers make it so easy to find answers that students barely have to look for them. This may result in them having poor study habits and developing a lazy attitude toward their education.
- **Forgetting the Basic Way of Studying:** They would no longer rely on the books that are lent by their teachers for them to study since they are already interested to study using the computer. Even simple problems and homework that they need to answer, they are more of seeking the assistance of computers already.
- **Discovering Unusual Things in the Computer:** Allowing the students to surf the internet doesn't necessarily mean that all the things that they are going to discover are good for their mind and studies. There are several things that are found in the internet which are not good for the students hence they need to be properly guided by their teachers and parents every time they are going to use the computer.
- **Technical Problems:** For online learning courses or classes requiring network access, technical issues can cause major problems. A lost or stolen computer might prohibit a student from logging onto a discussion forum. And, according to a 2012 article in "The U.S. News & World Report," students who do not set up proper security settings on personal computers used for college education might be victims of identity theft.
- **Spelling and Handwriting Skills:** When students replace paper and pen with a computer for education, handwriting skills may suffer. Adult learners benefit from increased brain activity when writing new information by hand, particularly in subjects such as and chemistry. Most computer word processing programs include a spelling and grammar check, and students might rely too heavily on the computer to correct spelling and grammatical errors.
- **Cheating:** Using computers to cheat is a widespread problem in universities and colleges. Students might search online for answers to test questions or have answers sent to their computers by other students. Students are able to access huge amounts of information via computers and may present that information as their own. Plagiarizing may be difficult for universities to prove or identify because of the broad scope of the Internet and difficulty of finding all possible sources of information.
- **Financial Problems:** Financial problems may prohibit some students from owning a computer, placing them at a disadvantage. Low-income college students are less likely to have easy access to a computer and may not have learned basic computer skills that other students learned at a young age.
- **Wastage of Time and Energy:** Many people use computers without positive purpose. They play games and chat for a long period of time. It causes wastage of time energy.

Young generation is now spending more time on the social media websites like Face book, Twitter etc or texting their friends all night through smart phones which is bad for both studies and their health. And it also has adverse effects on the social life.

- **Data Security:** The data stored on a computer can be accessed by unauthorized persons through networks. It has created serious problems for the data security.

- **Computer Crimes:** People use the computer for negative activities. They hack take credit card numbers of the people and misuse them or they can steal important data from big organizations.
- **Privacy Violation:** The computers are used to store personal data of the people. The privacy of a person can be violated if the personal and confidential records are not protected properly.
- **Health Risks:** The improper and prolonged use of computer can results in injuries or disorders of hands, wrists, elbows, eyes, necks and back. The users can avoid health risks by using the computer in proper position. They must also take regular breaks while using the computer for longer period of time. It is recommended to take a couple of minutes break after 30 minutes of computer usage.
- **Impact on Environment:** The computer manufacturing processes and computer waste are polluting the environment. The wasted parts of computer can release dangerous toxic materials. Green computer is a method to reduce the electricity consumed and environmental waste generated when using a computer. It includes recycling and regulating manufacturing processes. The used computers must be donated or disposed-off properly.

## 9.2 SATELLITE SYSTEM

Satellite communications is the use of satellite technology in the field of communications. The services provided by satellite communications are voice and video calling, internet, fax, television and radio channels. Satellite communications can provide communication capabilities spanning long distances and can operate under circumstances or conditions which are inoperable for other forms of communication. Satellite communication is one of the most impressive spin-offs from space programs, and made a major contribution to the international communication. Satellite plays a very important role in telephone communication, TV and radio program distribution and other certain communications. These communication systems are now becoming an integral part of major area telecommunication networks through the world.

Pelton (1999) highlighted that the launch of the first artificial satellite, Sputnik 1, occurred in October 1957. This was quickly followed by the launch of a series of telecommunications satellites such as Score, Courier IB, Echo, Relay, Telstar, and Syncom. In the ensuing years through the late 1960s and the 1970s efforts to devise satellite technology that could bring cost effective satellite tele-education services to rural and remote areas at cost-effective rates continued. The Communications Technology Satellite also showed how very high powered satellites could broadcast educational video to rural areas using only very small aperture terminals, and in the 1980s satellite based tele-education began to evolve on a global scale.

### Advantages:

- Satellite communication technology presents its special advantages and vitality. Its use in education brings new vigor to education. It widens the teaching scale and contents of

radio and television universities. It improves the development of training for secondary and primary teachers and of vocational education. It pushes forward the educational reform and economic and educational development of outlying regions.

- Point to multipoint communication is possible whereas terrestrial relay are point to point, this is why satellite relay are wide area broadcast.
- Circuits for the satellite can be installed rapidly. Once the satellite is in position, Earth Station can be installed and communication may be established within some days or even hours.
- During critical condition each Earth Station may be removed relatively quickly from a location and reinstalled somewhere else.
- Mobile communication can be easily achieved by satellite communication because of its flexibility in interconnecting mobile vehicles.
- As compared to fiber cable, the satellite communication has the advantage of that quality of transmitted signals and the location of Earth Stations. The sending and receiving information independent of distance.

#### **Disadvantages:**

- With the Satellite in position the communication path between the terrestrial transmitter and receiver is approximately 75000 km long.
- There is a delay of ¼ sec between the transmission and reception of a signal because the velocity of electromagnetic wave is  $3 \times 10^8$  Km/second.
- The time delay reduces the efficiency of satellite in data transmission and image file transfer, which carried out over the satellites.
- Over-crowding of available bandwidth due to low antenna gains is occurred

### **9.3 TELECONFERENCE**

According to Lane (2010) teleconferencing means meeting through a telecommunications medium. It is a generic term for linking people between two or more locations by electronics. There are at least six types of teleconferencing: audio, audio graphic, computer, video, business television (BTV), and distance education. The methods used differ in the technology, but common factors contribute to the shared definition of teleconferencing:

- Use a telecommunications channel
- Link people at multiple locations
- Interactive to provide two-way communications
- Dynamic to require users' active participation

#### **(a) Types of Teleconferencing**

Following are different types of teleconferencing:

- **Audio Teleconference:** Voice-only; sometimes called conference calling. Interactively links people in remote locations via telephone lines. Audio bridges tie all lines together. Meetings can be conducted via audio conference. Distance learning can be conducted by audio conference.

- **Audio Graphics Teleconference:** Uses narrowband telecommunications to transmit visual information such as graphics, alpha-numeric, documents, and pictures as an adjunct to voice communication. Other terms are desktop conferencing and enhanced audio. Devices include electronic tablets/boards; free video terminals, integrated graphics systems (as part of personal computer remote-access microfiche and slide projectors, optical graphic scanners, and terminals).
- **Computer Teleconference:** Uses telephone lines to connect two or more computers and modems. Anything that can be done on a computer can be sent over the lines. It is synchronous or asynchronous. An example of an asynchronous mode is electronic mail.
- **Video Teleconference:** Combines audio and video to provide voice communication and video images. Can be one-way video/two-way audio or two-way video/two-way audio. Can display anything that can be captured by a TV camera.

**(b) Advantages of Teleconferencing**

- It increases efficiency and results in a more profitable use of limited resources: very personal medium for human issues where face-to-face communication is necessary. It is an effective alternative to travel which can easily add up to a week of productive time each year. Documents are available, and experts can be videoconferenced. Videoconferencing maximizes efficiency because it provides a way to meet with groups in different locations, at the same time. Teleconferencing enables institutions to share facilities and instructors which will increase our ability to serve students.

#### 9.4 INTERACTIVE VIDEO

As defined by Annetta and Minogue (2004), interactive video is a “two-way video conference network system” (p. 485). Interactive videos present new ways of television, including on-demand video, two-way conference and phone-in programs. In television users are able to select subtitles or captions, choose from different audio streams, communicate by email or telephone during a broadcast and access supplementary materials on screen while viewing the video.

Instructors using interactive television as a teaching tool make use of multimedia tools, such as cameras and microphones, to promote interaction with participants. Unique elements linked to a live television broadcast, such as live-to-air questions sessions with the presenter, faxing assignments and telephone conversations; define in television and videos in an educational setting.


Interactive video has many possible applications. An interactive video for education, for example, could allow students to select among multiple channels for information at points throughout the presentation. It could also include a quiz after a segment that evaluates responses and gives students immediate feedback.




## 9.5 RECENT TRENDS IN EDUCATIONAL TECHNOLOGY:

Doha International School (2016) highlighted following nine recent trends in education technology:


**1. Artificial Intelligence.** From kindergarten school to graduate school, one of the key ways artificial intelligence will impact education is through the application of greater levels of individualized learning.




**2. Virtual Reality:** In the picture students are taking their lecture through "Virtual Reality"; Education is another sector that chose virtual reality for learning - purposes. The advantage it brings in is that it enables large groups of students to interact with each other as well as within a three dimensional environment.




**3. The (M-Learning):** In the past years, companies have recognized that the learning of education through mobile is increasing at an alarming rate. For now the trend of using computers is changing to mobile phones. Mostly people use mobile phones for internet rather than computers. Traffic of mobile users has increased twice compared to computers and that is why mobile app development companies are developing learning apps for the education sector which eventually contributes in an increased user engagement level.




**4. Tablet and Laptops:** Institutions are changing their teaching tools into more of tech ones rather than the conventional teaching methods, like laptops and tablets rather than books. Using blackboards for teaching purposes has been the part of the past now. Conventional ways of teaching had higher costs than the methods used in the current era. New technological methods have reduced the high cost that once occurred. A big thank to the technology that it has helped in spreading education in the majority of households.




**5. Social Media at Institutions:** Social Media is playing a vital role in the educational sector as well, in different universities, colleges and international school students are using their social media platforms to connect with their friends for group meeting, social get-together and the Meet-ups.




**6. Learning through Smart Board:** The smart board provides the facility for learners to participate in the instructional process. It gives the platform for students to understand the subject through writing, teaching and drawing. Every student has a facility to participate in the discussion via tablets and notebooks. Makes it easier and fun to learn more stuff smartly.



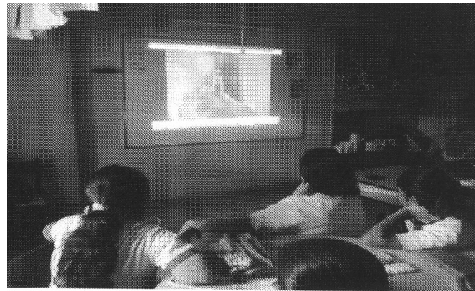
**7. Cloud Based Technology in Education:** There are spots that arise in which a student cannot go into a classroom or attend normal classes. In these situations, cloud-based classrooms can be ideal. These can include basic text lessons, or can be as advanced as to include video lessons or even live chat sessions with the teacher via instant messenger or video messaging programs like Skype.



**8. MOOCs (Massive Open Online Course):** MOOCs free online course through internet for years, although the MOOCs is a platform where every student can discover a quality and quantity of courses changed day by day. It has changed the face of education. MOOCs can be considered as a term or word related to the scalability of open and online education.



**9. Use of Videos in Education:** Video is another instrument which is used for the recent year. Great numbers of teachers are using video in the classroom. One-third of pupils are accessing online video through their own initiative to help with their homework.





**Conclusion:**

The world is changing and education must change with it, accommodating new technology and encouraging innovation. Many of these changes will help students develop the skills increasingly valued in the business world, such as creativity, problem-solving, collaboration on and entrepreneurship. However, the tool or technology must remain secondary to and supportive of the ultimate learning goals set out by the student and teacher.

**9.6 ACTIVITIES**

1. Discuss the role of emerging trends in education with your friends and make your own reflection on the possible use of these trends in teaching learning process in Pakistan.  

---

---

2. Go to the internet and read recent article on importance of educational technology. Make notes regarding effective use of computer and interactive video in distance education.  

---

---

**9.7 EXERCISE**

1. Discuss in detail the concept of computer in education.
2. Enlist the advantages and disadvantages of computer in education.
3. In your classes how you will use computer?
4. Discuss the possible ways to use computer in Pakistani schools.
5. Discuss the merits of satellite in education.
6. How interactive video can be used in distance education?
7. How you will teach students through emerging technologies?
8. What are different recent technological trends in education? Which technology consider more feasible to teach at primary level?
9. Discuss MOOCS and video in education.
10. Learning through smart board and cloud technology can enhance learning. How? Discuss critically

## 9.8 REFERENCES

- Annetta, L. and Minogue, J. (2004). The effect teaching experience has on perceived effectiveness of interactive television as a distance education model for elementary school science teacher's professional development: another digital divide? *Journal of Science Education and Technology*, 13(4), 485-495. doi 10.1007/sl 0956-004-1469-8
- Duha International School. (2016). 9 Educational Technology Trends that will Rule in 2016. Retrieved from <https://www.linkedin.com/pulse/9-educational-technology-trends-that-will-rule-in-2016-dhuha-international-school>, Accessed on January 23, 2016.
- Gulley, P. K. (2003). Pros and Cons of Computer Technology in the Classroom. California State University: Sacramento.
- IMPACT. (2017). Educational Technology Trends. Retrieved from [that-are-changing-education](http://www.impact.org/educational-technology-trends), Accessed on January 12, 2017.
- Lane, C. (2010). The Distance Learning Technology Resource Guide. Retrieved from <http://www.tecweb.org/eddevel/edtech/teleconf.htm>, Accessed on January 12, 2017.
- Pearson, A. (2017). The Disadvantages of Computers in Education. Retrieved from <http://education.seattlepi.com/disadvantages-computers-education-i390.html>, Accessed on January 23, 2017.
- Pelton, D. J. N. (1999). Trends in Satellite Tele-education. Retrieved from <http://gufripartners.org/glosas-news/GN/pelton.htm>, Accessed on January 12, 2017.

=====