



Drawing Materials

BY AWAIS NAQVI

Drawing Materials


- ▶ Most of us started drawing when we were young. Back then, materials and tools were not that important to us. Perhaps, they weren't even considered. A standard pencil on some notebook paper would often “do the trick”.
- ▶ But as we grew and developed as artists, the materials and tools that we chose became more important. The connection between quality art materials and quality artwork becomes noticeable along the way and it's no wonder that emerging artists desire to have the very best materials possible.

1. Quality Drawing Pencils

- ▶ Pencil sets include pencils with harder graphite (9H) through softer graphite (6B). Harder graphite makes lighter marks and keeps a sharp tip longer, while softer graphite makes a darker mark

Individual Pencils

- ▶ Many artists will find that they don't use all of the pencils in a drawing pencil set. Instead, they may find that they only use a few of the pencils. For example, 2H, HB, 2B, and 4B pencils would be plenty of range for most of us.




2. A Sketchbook

- ▶ A sketchbook is one of the most important things an artist can have.
- ▶ sketchbook is the artist's "exercise". It is the "hard work" that goes into the development of the artist and it is the breeding ground for innovative, artistic ideas. Though the sketchbook may never be seen by the world, it is the often driving factor in successful artworks and successful artists.
- ▶ Since a sketchbook is recommended for daily practice, it is important to choose one that is durable and has plenty of pages for all of your ideas.



3. Quality Drawing Surfaces

- ▶ A drawing can be made on any surface, but the quality of that surface is sometimes just as important as the medium that it is used upon it.
- ▶ Drawing Paper sheet



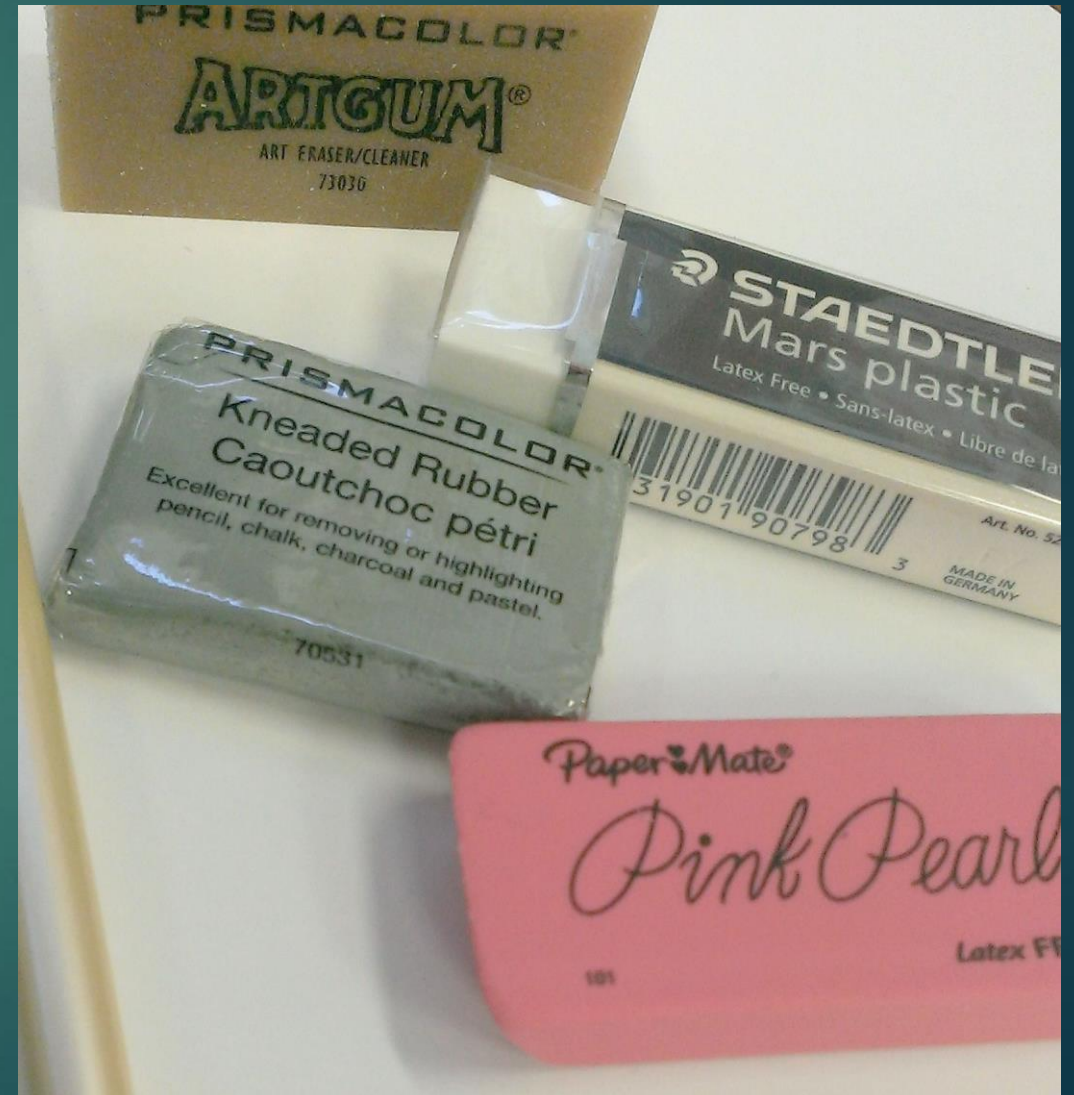
4. Drawing Board

- ▶ 24x36 inch



5. Variety of Erasers

- ▶ Erasers can be a great mark-making tool as well.



6. A Good Pencil Sharpener

- ▶ Pencils need to be sharpened with a quality pencil sharpener. Use a poor quality sharpener and you could be out of a pencil in a matter of moments.



7. Charcoal

- ▶ Charcoal comes in both stick and pencil form. Sticks of charcoal are usually either “vine” or “compressed”. Vine charcoal is softer and produces lighter marks, while compressed charcoal – which is concentrated, produces darker marks.
- ▶ Charcoal pencils can be sharpened like graphite pencils, making them great for details.



8. Drawing Pins and Clips



THE END