

File Edit **Tools** Group Views Create Modifiers Animation Graph Editors Rendering Customize MAXScript Help




Standard Primitives

Object Type

- AutoGrid
- Box
- Cone
- Sphere
- GeoSphere
- Cylinder
- Tube
- Torus
- Pyramid
- Teapot
- Plane

Name and Color

[Empty text field] [Color swatch]



None Selected

X: 203'8 29/3 Y: -180'8 26/7 Z: 0'0"

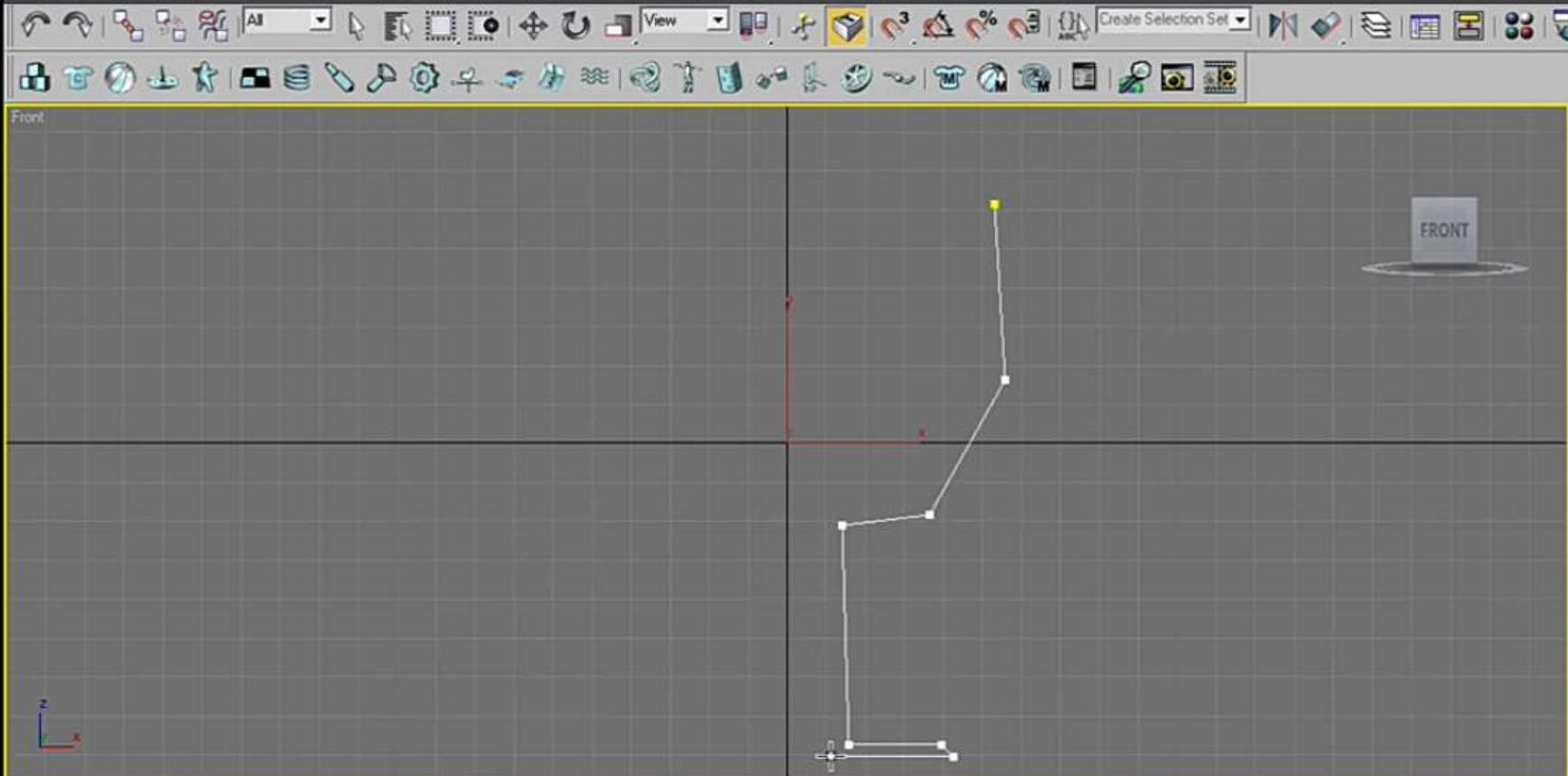
Grid = 0'10"

Auto Key Selected

Set Key Key Filters...

0

12:14



Spines

Object Type

- AutoGrid
- Start New Shape

| | |
|---------|-----------|
| Line | Rectangle |
| Circle | Ellipse |
| Arc | Donut |
| NGon | Star |
| Text | Helix |
| Section | |

Name and Color

Line01

Rendering

Interpolation

Creation Method

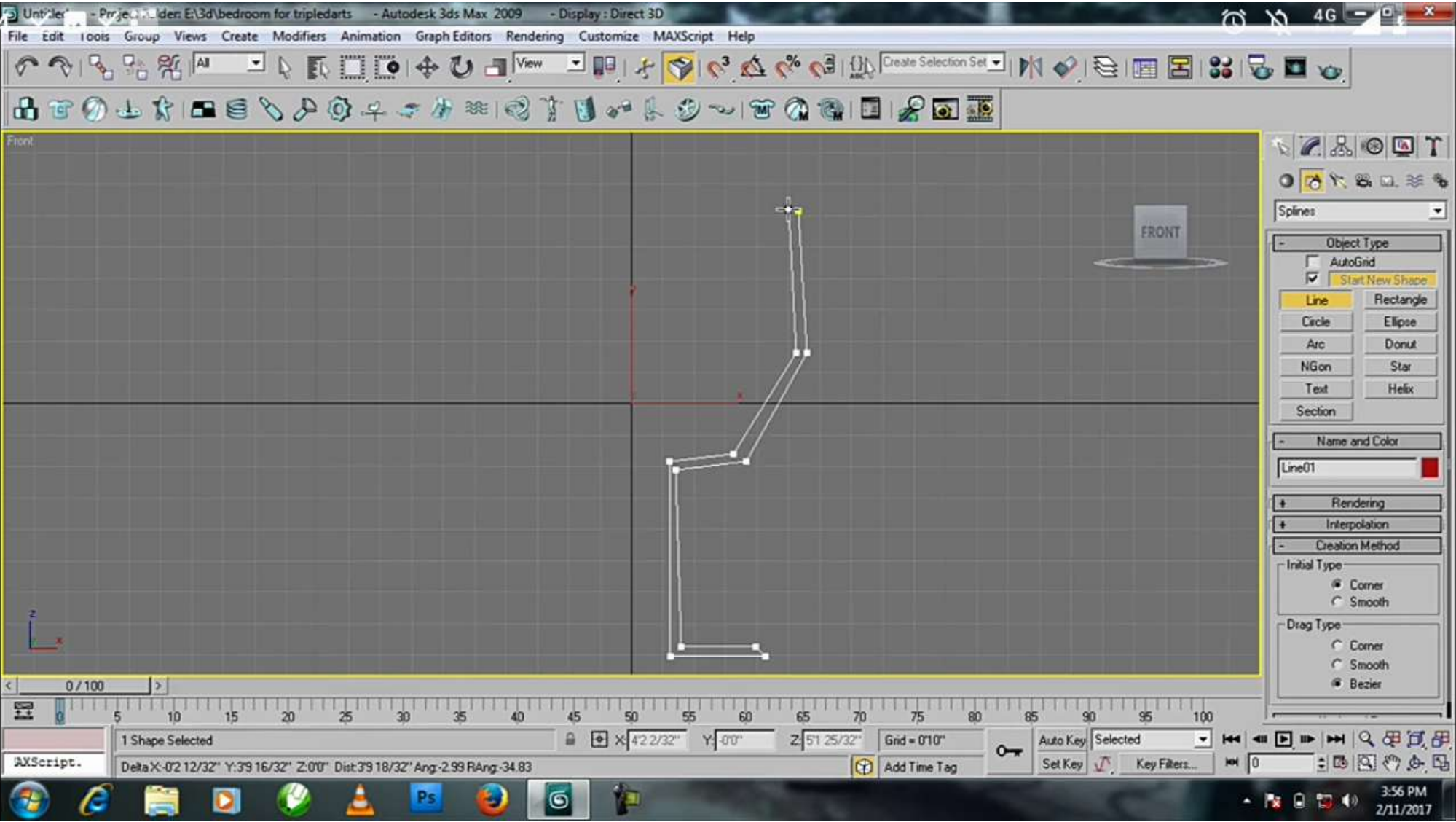
Initial Type

- Corner
- Smooth

Drag Type

- Corner
- Smooth
- Bezier

12:14



12:15

Autodesk 3ds Max 2009 - Display: Direct 3D

File Edit Tools Group Views Create Modifiers Animation Graph Editors Rendering Customize MAXScript Help

Front

0 / 100

1 Shape Selected X: 47 16/32" Y: 00" Z: 15 10/32" Grid = 0'10"

MAXScript. Click or click-and-drag to select objects

Auto Key Selected Set Key Key Filters...

3:56 PM 2/11/2017

12:15

Autodesk 3ds Max 2009 - Display: Direct 3D

File Edit Tools Group Views Create Modifiers Animation Graph Editors Rendering Customize MAXScript Help

Front

Line01

Modifier List

- Line

Rendering

Interpolation

Selection

Named Selections:

Copy Paste

Lock Handles

Alike All

Area Selection: 0037

Segment End

Select By...

Display

Show Vertex Numbers

Selected Only

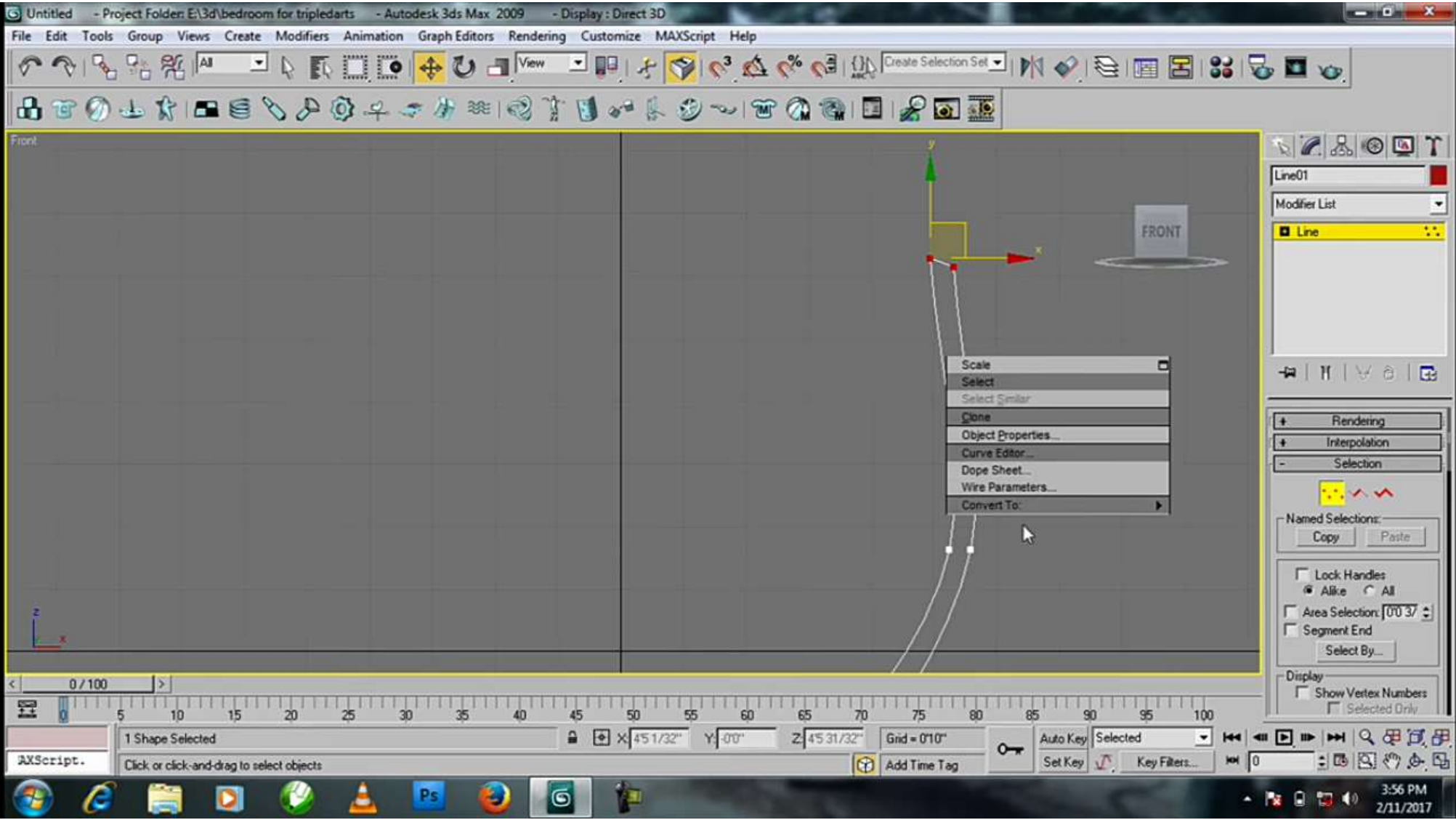
0 / 100

1 Shape Selected

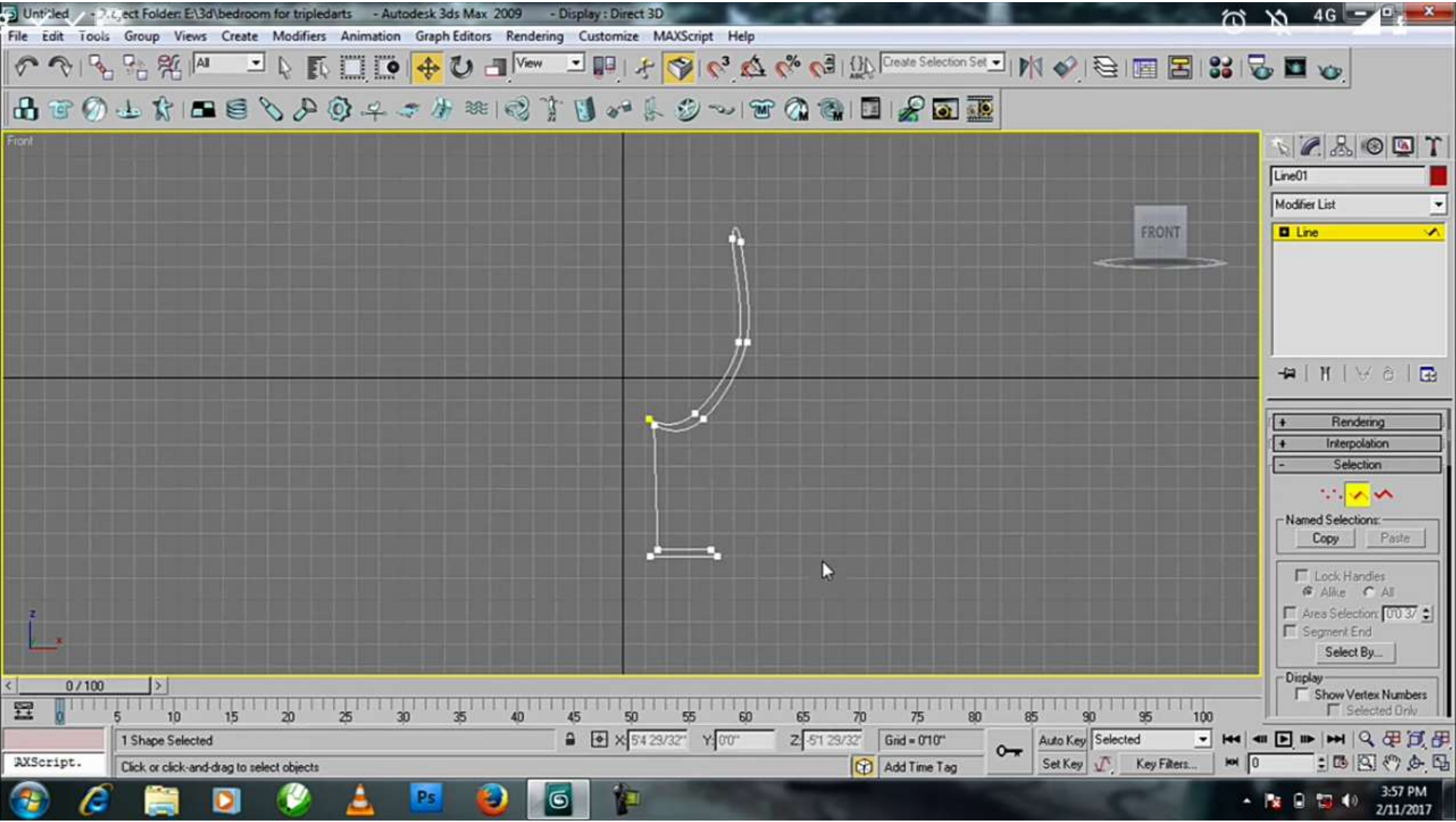
Click or click-and-drag to select objects

MAXScript.

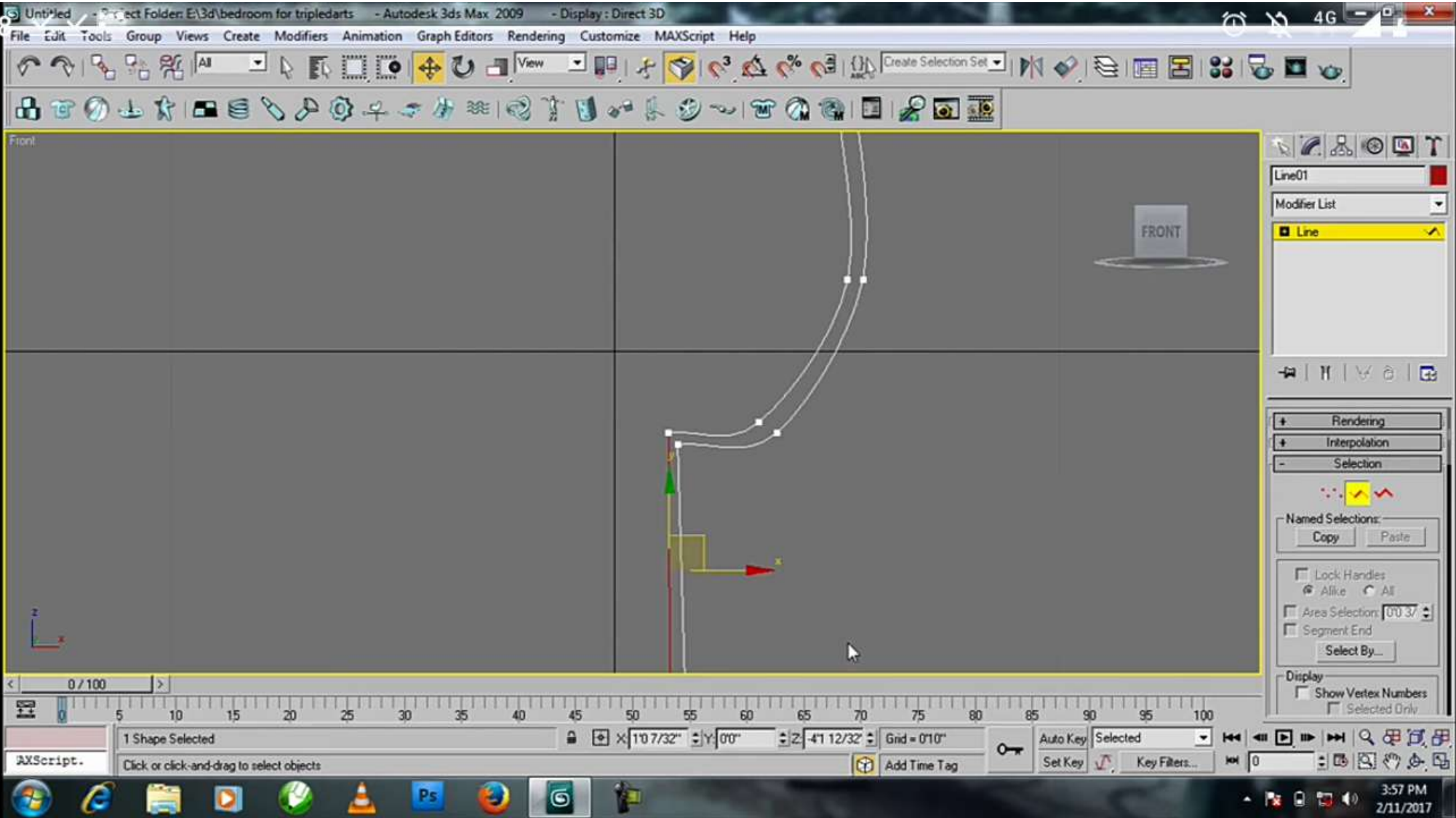
3:56 PM 2/11/2017



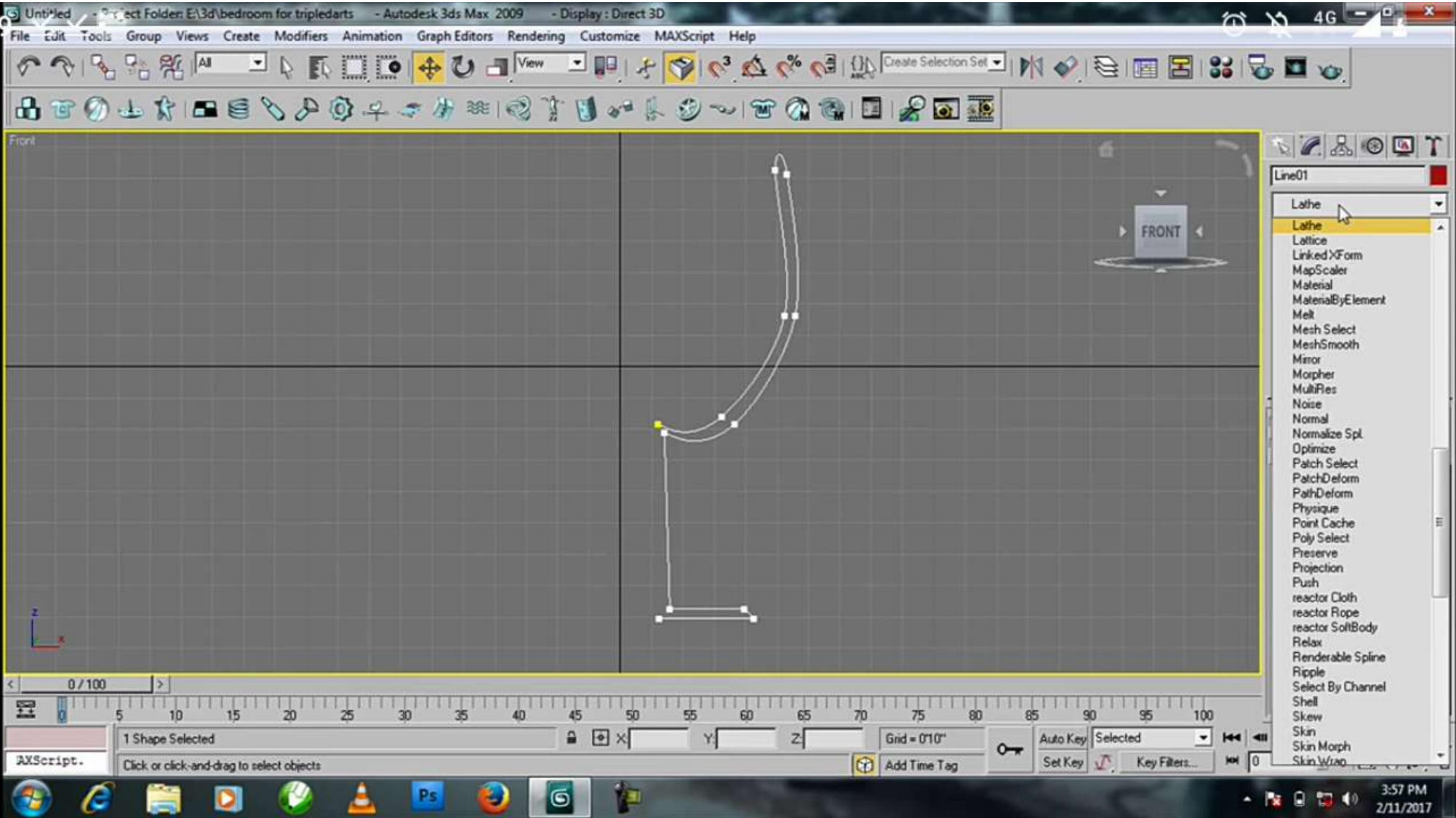
12:18



12:18



12:19



12:20

Autodesk 3ds Max 2009 interface showing a wireframe model of a vase-like object in the Front view. The interface includes a menu bar, toolbars, a command panel on the right, and a status bar at the bottom.

Menu Bar: File, Edit, Tools, Group, Views, Create, Modifiers, Animation, Graph Editors, Rendering, Customize, MAXScript, Help

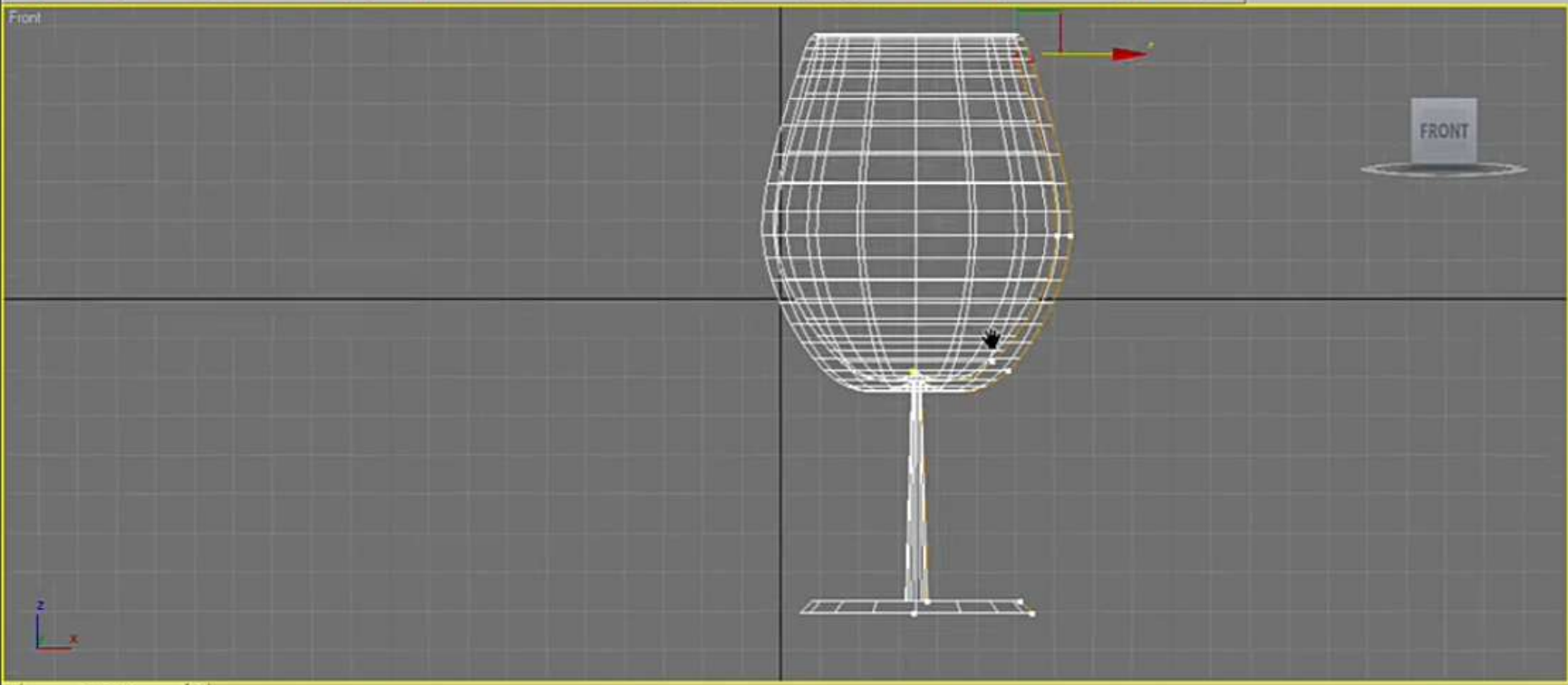
Command Panel (Right):

- Line01
- Modifier List
 - Lathe
 - Line
 - Vertex (Selected)
 - Segment
 - Spline
- Rendering
- Interpolation
- Selection
 - Named Selections: Copy, Paste
 - Lock Handles
 - Alike (Selected)
 - All
 - Area Selection: 0/037
 - Segment End
 - Select By...
- Display
 - Show Vertex Numbers (Selected Only)

Status Bar (Bottom):

- 1 Object Selected
- X: 31 12/32" Y: 00" Z: -29 1/32" Grid = 0'10"
- Auto Key Selected
- Set Key Key Filters...
- 3:58 PM 2/11/2017

12:20



Line01

Modifier List

- Lathe
- Line
 - Vertex
 - Segment
 - Spline

Rendering

Interpolation

Selection

Named Selections:

Copy Paste

Lock Handles

Alike All

Area Selection: 00/37

Segment End

Select By...

Display

Show Vertex Numbers

Selected Only

0 / 100

1 Object Selected

X: 4'6 1/32" Y: 0'0" Z: -1'6 25/32" Grid = 0'10"

Auto Key Selected

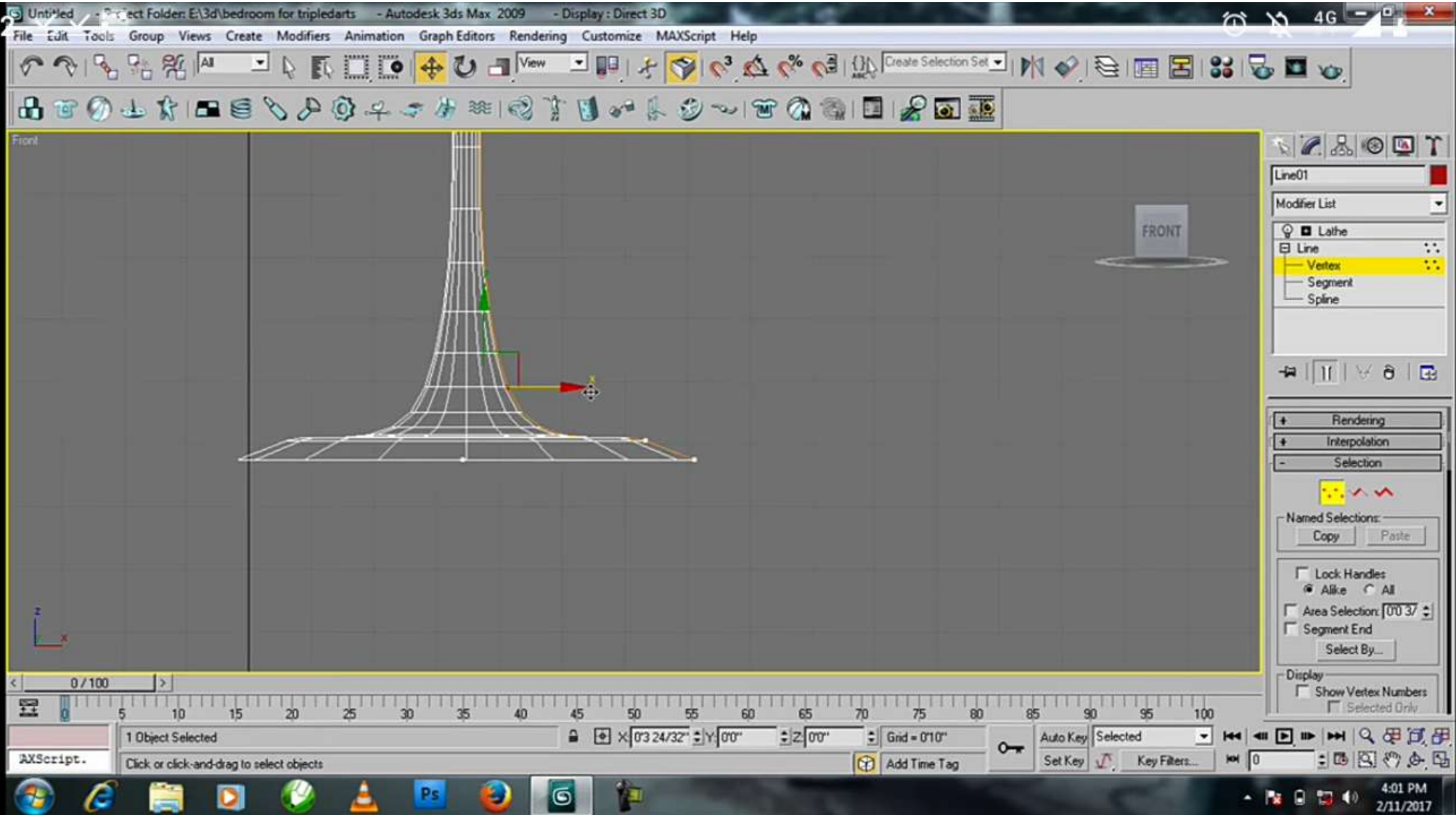
Set Key Key Filters...

Add Time Tag

12:20

Autodesk 3ds Max 2009 interface showing a wireframe model of a wine glass in the Front view. The software title bar indicates the file is 'Untitled' and the project folder is 'E:\3d\bedroom for tripodarts'. The interface includes a menu bar (File, Edit, Tools, Group, Views, Create, Modifiers, Animation, Graph Editors, Rendering, Customize, MAXScript, Help), a toolbar with various modeling tools, and a Command Panel on the right. The Command Panel shows the 'Line' modifier selected, with 'Vertex' highlighted. The main viewport displays a wireframe wine glass with a stem and base. The status bar at the bottom shows '1 Object Selected' and coordinates (X: 22.28/32", Y: 00", Z: -19.5/32"). The Windows taskbar at the bottom includes icons for Windows, Internet Explorer, File Explorer, VLC, Photoshop, Firefox, and GIMP, along with the system clock showing 3:58 PM on 2/11/2017.

12:22



12:22

Autodesk 3ds Max 2009 interface showing a red wine glass model in the Perspective view. The software title bar indicates the project path: "E:\3d\bedroom for tripodarts". The interface includes a menu bar (File, Edit, Tools, Group, Views, Create, Modifiers, Animation, Graph Editors, Rendering, Customize, MAXScript, Help), a toolbar, and a Command Panel on the right. The Command Panel shows the "Lathe" modifier applied to a "Line" object, with parameters set to 360.0 degrees, 16 segments, and capping checked for both start and end. The status bar at the bottom shows "1 Object Selected" and coordinates (X: 210.22/32, Y: 00", Z: 74.13/32"). The Windows taskbar at the bottom displays the time as 4:03 PM on 2/11/2017.