



# PARTICIPATORY RURAL APPRAISAL

*An approach towards empowering the poor and marginalized communities through seeking their participation*



## *Definition*

Participatory Rural Appraisal is a methodology for interacting with villagers/community, understanding them and learning from them.

It involves a set of principles, a process of communicating with them using a set of menu of methods for seeking community participation.

Participatory Rural Appraisal is distinguished at its best by the use of local graphic representations created by the community that legitimize local knowledge and promote empowerment.



# *Background*

Participatory approaches like PRA developed in response to concerns regarding a top down approach to developing strategies for addressing local concerns

These strategies have a much greater chance of success if local community is involved in the process from start to finish

PRA can empower women, poor and disadvantaged, giving them more control over their lives

The slide features a decorative background on the left side with a repeating pattern of small, stylized human figures in white and grey. A horizontal yellow bar spans the width of the slide, with a green swoosh-like line arching over it from the left. A small black circle with four white dots is positioned on the yellow bar, with a thin line extending from it towards the left edge of the slide.

# *Background*

The use of open-ended, adaptable visual methods within a flexible, interactive learning process, rather than the use of set sequences of specific methods for pre-identified ends

Generate important often surprising insights, which can contribute to policies, to serving the needs of the poor and marginalized section of the population

It can challenge the perceptions of those in authority and begin to change attitudes and agendas



## *From RRA to PRA/PLA .. Emergence*

**From 1970 onwards Participatory tools- for promoting and participation of the poor & marginalized in improving their well being.**

**These tools arose from two beliefs:**

- ***The knowledge & experience of poor and marginalized have value and not to be dismissed as irrelevant or wrong,***
- ***Poor and marginalized have the right to resources traditionally defined by them.***



## *Why PRA..*

PRA /PLA approaches have developed out of Rapid Rural Appraisal (RRA) techniques, which were first systemized in the late 1970s.

*RRA techniques in turn developed out of:*

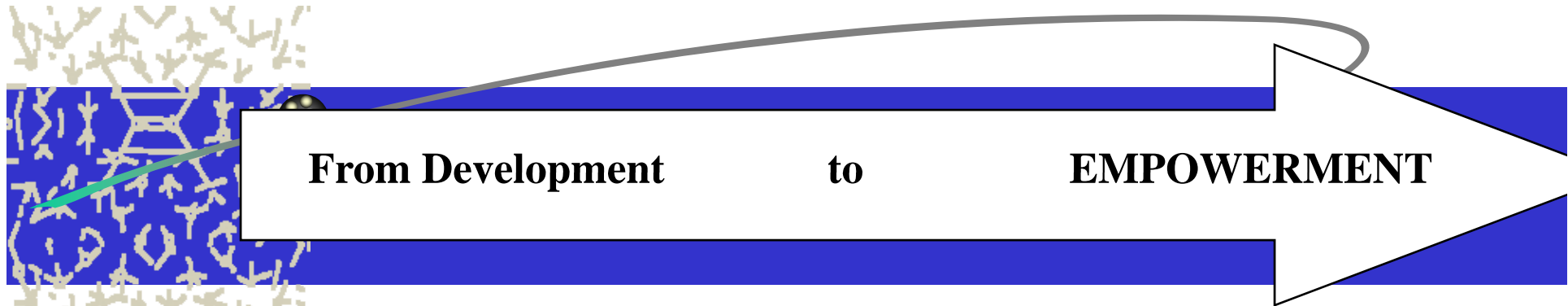
- dissatisfaction with large scale questionnaire surveys which gave delayed results
- dissatisfaction with the unreliability of impressions gained during the field visits made by urban based professionals which came to be known as 'RURAL DEVELOPMENT TOURISM'
- For quickly gaining qualitative insights into a situation



**Agha Khan Rural Support Programme (India) conducted participatory RRA in two villages of Gujarat, in 1988.**

**Few of the Govt. organizations which got their staff trained and promoted PRA are:**

- ➡ Dry lands development board. Karnataka**
- ➡ Several forestry departments MP, AP etc**
- ➡ National Academy of Administration, Mussouri**



**Nature of Process**

**RRA**



**PRA**



**PLA**

**Mode**

**Extractive**

**Elicitative**

**Participative**

**Sharing**

**Empowering**



**Outsider's Role**

**Investigator**

**Facilitator**

**Information owned, analyzed & used by**

**Outsiders**

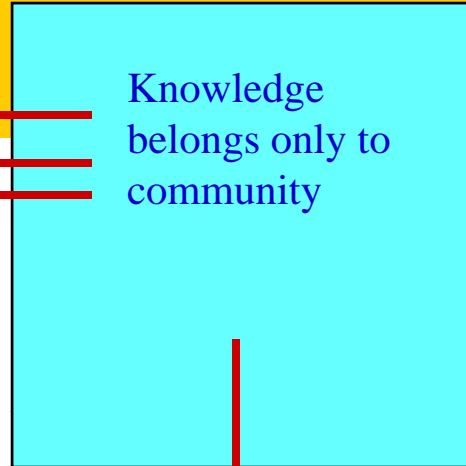
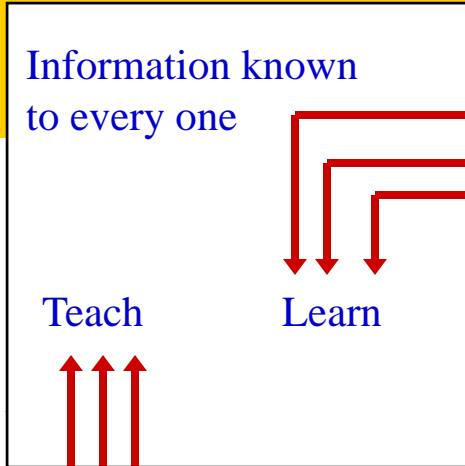
**Local People**

**PLA has evolved from Rapid Rural Appraisal (RRA) and refers to a process that empowers local people to act upon, change their conditions and situations**



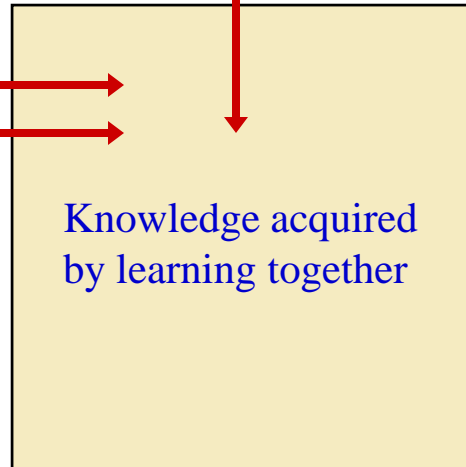
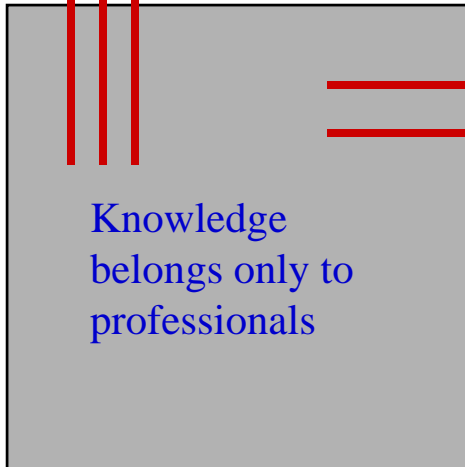
# PLA AND JOHARI WINDOW

What we know  
and what they  
know



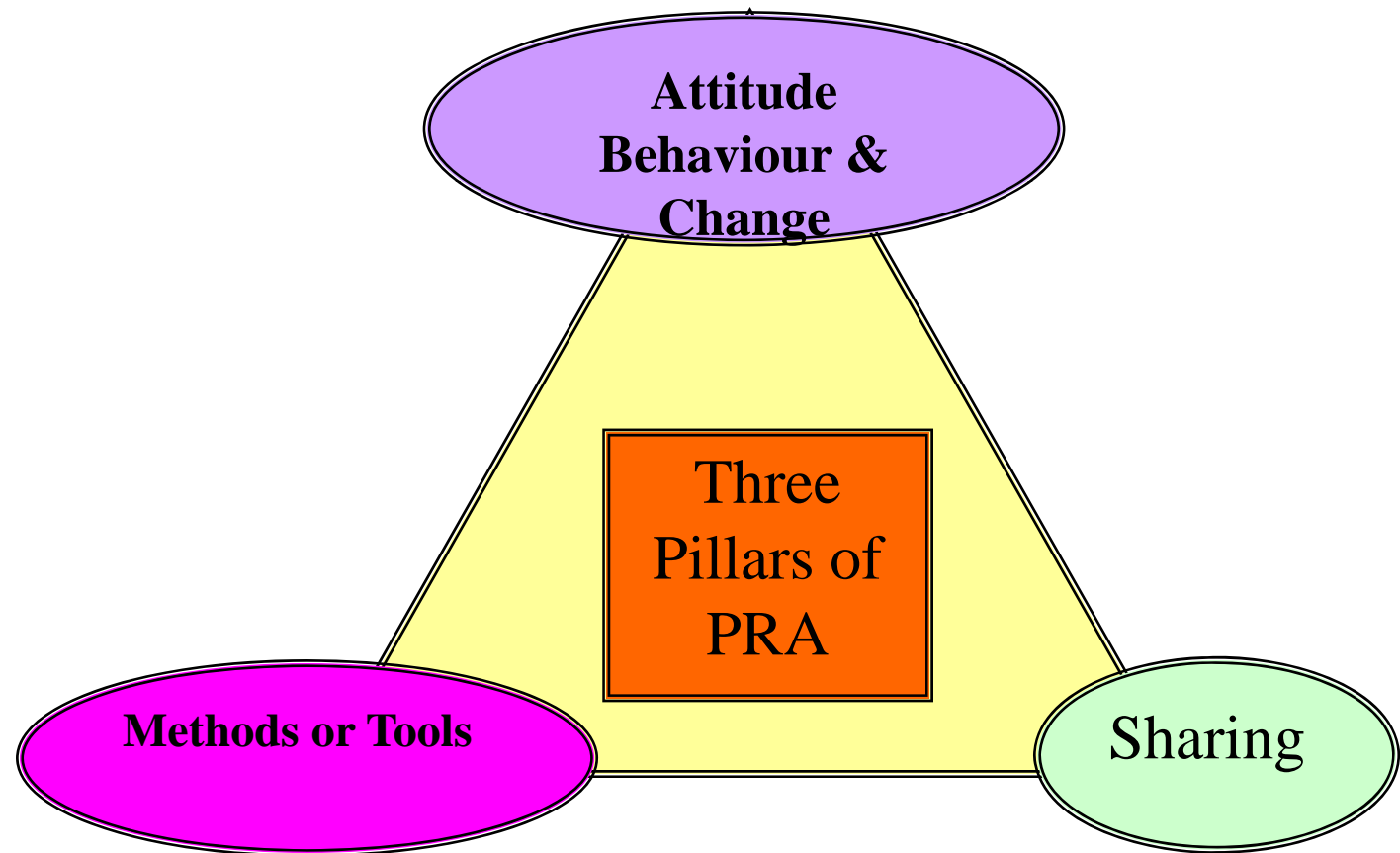
What they know  
and we do not  
know

What we know  
and they do not  
know



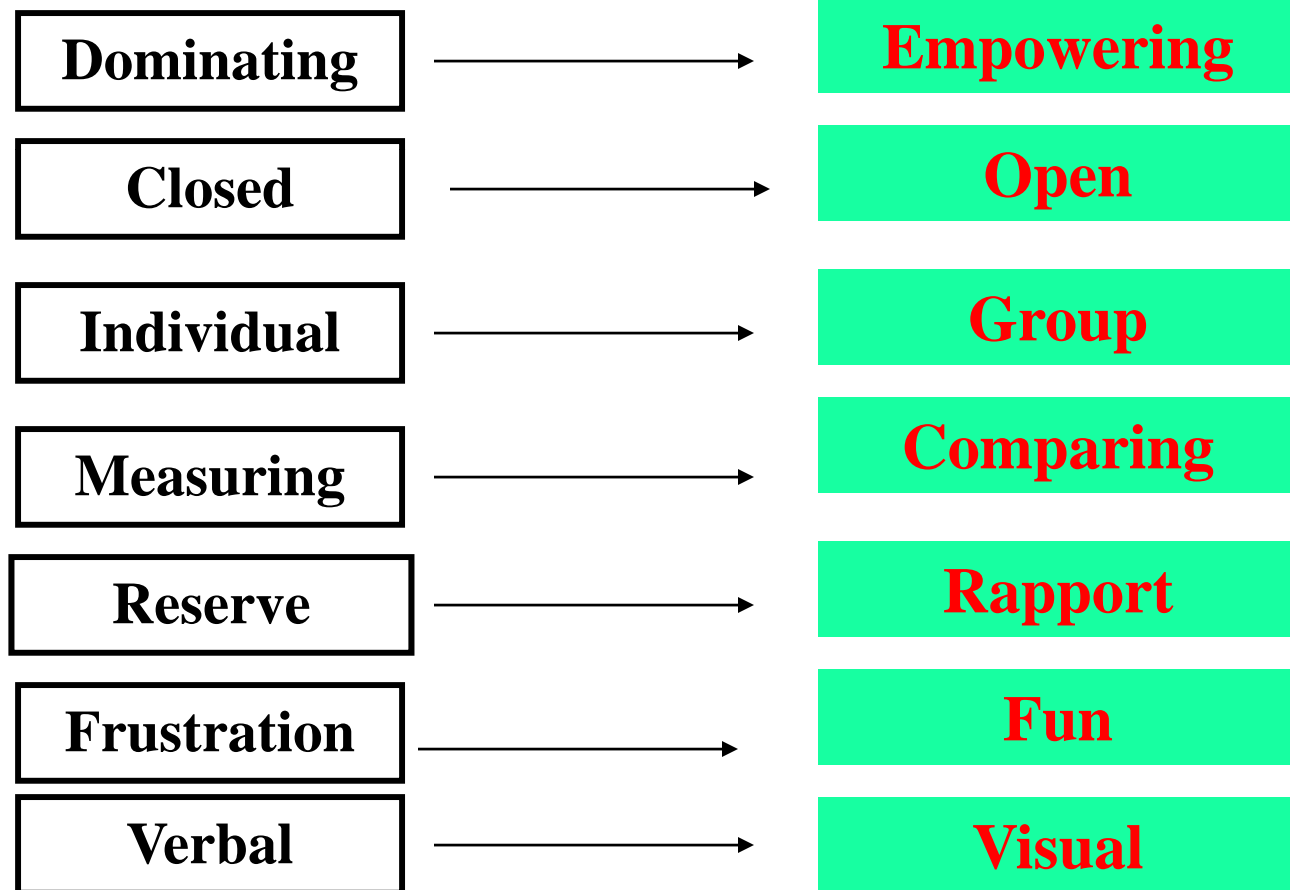
What we do not  
know and they do  
not know

# *Three Pillars of PRA*



# *PRINCIPLES OF PRA / PLA*

## **PRA / PLA ENTAILS SHIFT FROM**





# *PRINCIPLES OF PLA*

1. USING OPTIMAL IGNORANCE
2. OFFSETTING BIASES
3. TRIANGULATIONS
4. LEARNING PROGRESSIVELY FROM AND WITH THE POOR .
5. LEARNING RAPIDLY AND PROGRESSIVELY



# *PRINCIPLES OF PLA*

- Optimal imprecision
- Direct contact, face to face, in the field
- Critical self awareness
- Changing behaviour and attitudes
- A culture of sharing
- Commitment
- Empowering
- Flexibility, Innovation, Improvisation
- Learning directly from, local people



# *Features of PRA*

1. ITERATIVE- ( LEARNING -AS-YOU-GO -ON )
2. INNOVATIVE.
3. INTERACTIVE.
4. INFORMAL.
5. IN THE COMMUNITY.



# BASKET OF PLA TOOLS AND TECHNIQUES

## OBSERVATIONAL TOOLS

1. Participant Observation
2. DO IT YOURSELF, (Taking part in local activities)
3. Transect Walks

## VISUAL TOOLS

- Participatory Mapping
- Institutional Programming (Venn Diagram)
- Seasonal Diagram
- Daily activity Chart
- Trend Analysis
- Body Mapping
- Pair wise Ranking
- Force Field Analysis
- Causal Impact Diagram
- Impact Evaluation

## DISCUSSION TOOLS

1. Focus Group Discussion
2. Semi- Structured Interviews



# Menu of Visual Methods

- Participatory Social Mapping
- Resource mapping
- Institutional Programming (Venn Diagram)
- Seasonal Diagram
- Daily activity Chart
- Trend Analysis
- Wealth Ranking
- Pair wise Ranking
- Force Field Analysis
- Causal Impact Diagram
- Impact Evaluation





# Social Mapping.

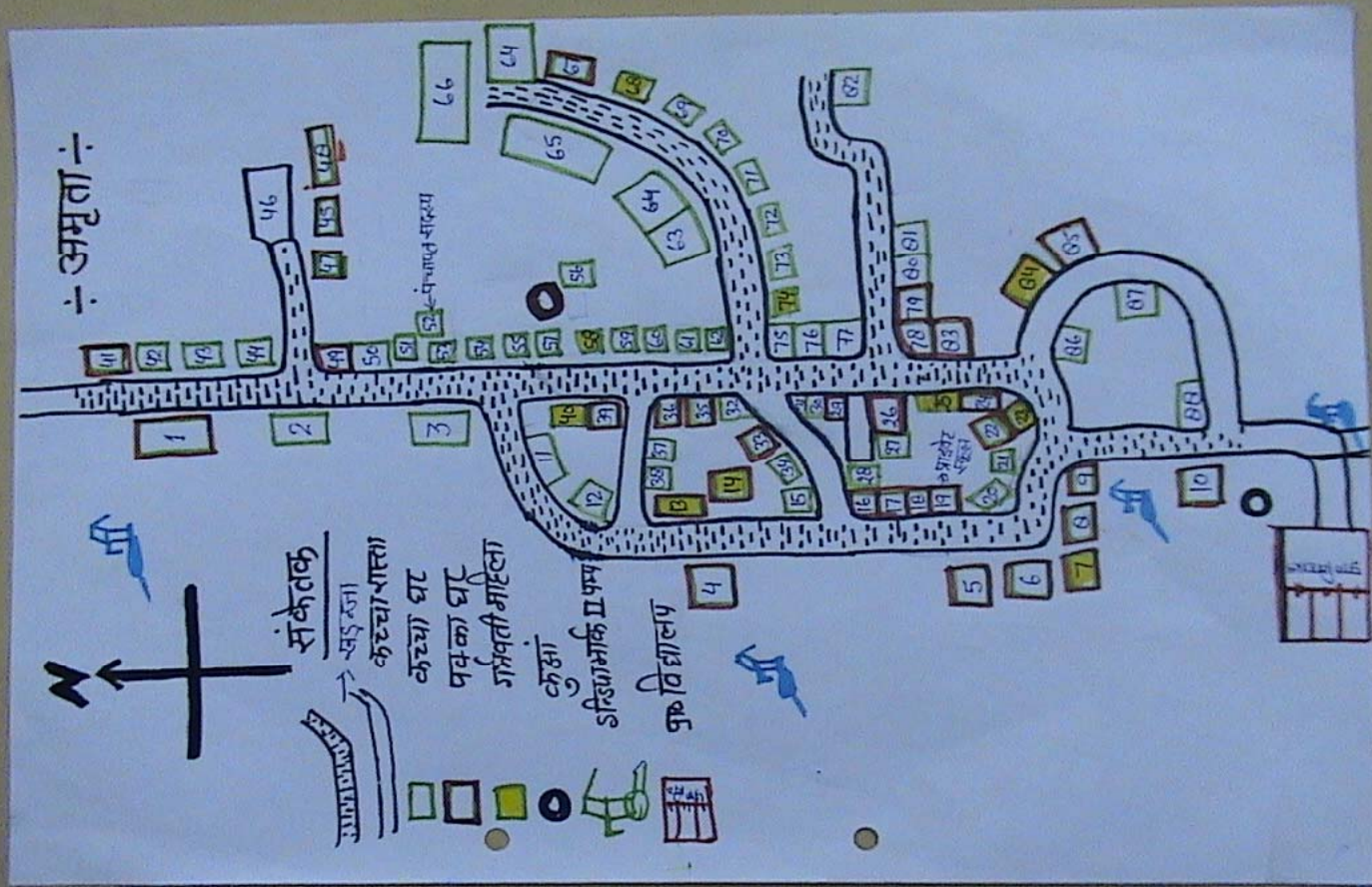
A social mapping provides a basis for household listings, and for indicating population, social group, health and other household characteristics. This can lead to identification of key informants, and then to discussions with them.

A village social map provides an up-to-date household listing which is then used for well-being or wealth ranking of households which leads in turn to focus groups with different categories of people who then express their different preferences, leading to discussion, negotiation and reconciliation of priorities.

# Map of Social Map.



# Social Map-(Health)





# Resource Mapping

Resource maps help to understand the natural and environmental settings in a particular village.

A participatory resource map of an area of degraded forest, and a rootstock census of quadrates in the forest carried out by villagers, leads to a calculation of numbers of trees to be planted; and debate and analysis lead to people's decisions about the proportions of different species to be planted, and the numbers of each required in tree nurseries.



# Matrix Ranking.

Matrix scoring or ranking, elicits villagers' criteria of value of a class of items (*trees, vegetables, fodder grasses, varieties of a crop or animal, sources of credit, market outlets, fuel types* ) which leads into discussion of preferences and actions by the implementers and the local community.

**Purpose** : Rank the value of a particular activity or item according to a range of criteria. For example, a range of different land care group activities could be assessed against a set of criteria such as attendance rate, cost and value to members.



# Focus Group Discussion

Purpose – To collect general information about an issue from a small group of selected people through open group discussion.

The facilitator needs to facilitate the discussion by probing questions and get relevant answers .



# Transect Walk

Transect walking is a participatory process of taking a walk with the community almost dissecting the village in order to understand the soil, water and habitat , problems and opportunities at the community level. This helps the community to participate and build the trust with “outsider”.

It helps the facilitator in facilitator in social and resource map and planning..



# Seasonality Analysis.

Seasons make a great impact on rural lives. The livelihood, farm activities, festivals, marriages occur in different seasons and the lives of the people also changes and get affected in different seasons.

Seasonality analysis is a better way to understand local issues and problems in an yearly analysis way .

It helps in planning in a systematic manner much effectively than any other methods.





# Historical Analysis

To understand the history and background to a situation or project .

It is a valuable way of exploring how change has occurred , why things are the way they are and why different groups or individuals hold the views they do.

It also helps in icebreaking and building initial rapport at the community level.



# Cause and Effect Mapping

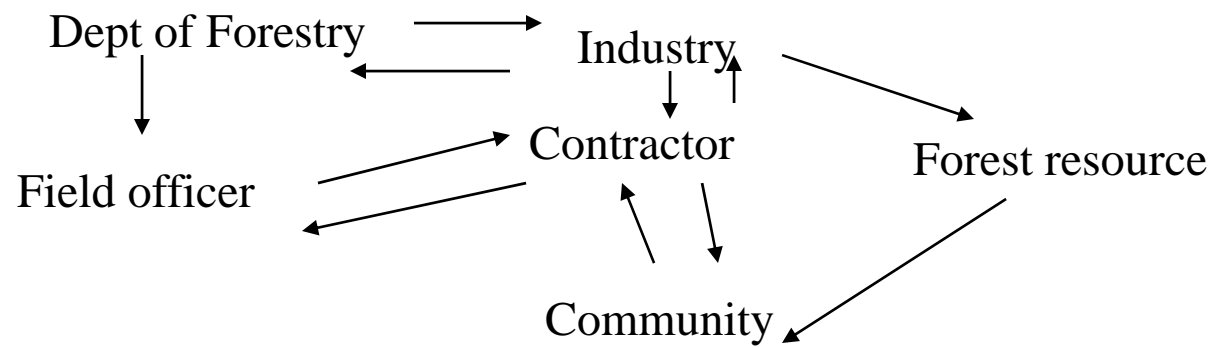
This exercise helps in exploring the contributing causes or reasons for a particular problems or issue and to help identify root causes rather than symptoms.

A problem tree can be build with this exercise and it helps in participatory project planning

# Flow Diagram

This tool is a way to illustrate the user group , ( including village communities , government , field staff , NGOs ) and the interaction user group and the the resources.

Information on user groups can be collected by using the semi structured interviews of keys informants and through group discussions .





# SWOT ANALYSIS

To understand and identify the

- Strength
- Weakness
- Opportunities
- Threats

In relation to a project or groups.



# Venn Diagram

A Venn diagram is a method that shows.

- the key institution , organisation , or,
- Groups as well as influential individuals in a village and
- Their relationships and importance in direction making. A Venn diagram can be diagram can be prepared on the ground , a large sheet of paper or a blackboard.



# Visioning

*Purpose-* To develop a shared vision of what a group would like to outcome of a project . This helps people thinks creatively and let go of immediate problems.

*Description* – Ask people to describe how they would like things in the future . It is possible to do in an imaginary way.

# *Classification of Data*

***Time***

Seasonality, Time line

***Space***

Mapping and model

***Preferences***


Matrix

***Relationships***


Flow Diagram, Venn diagram.

***Boundary***

Transect walk

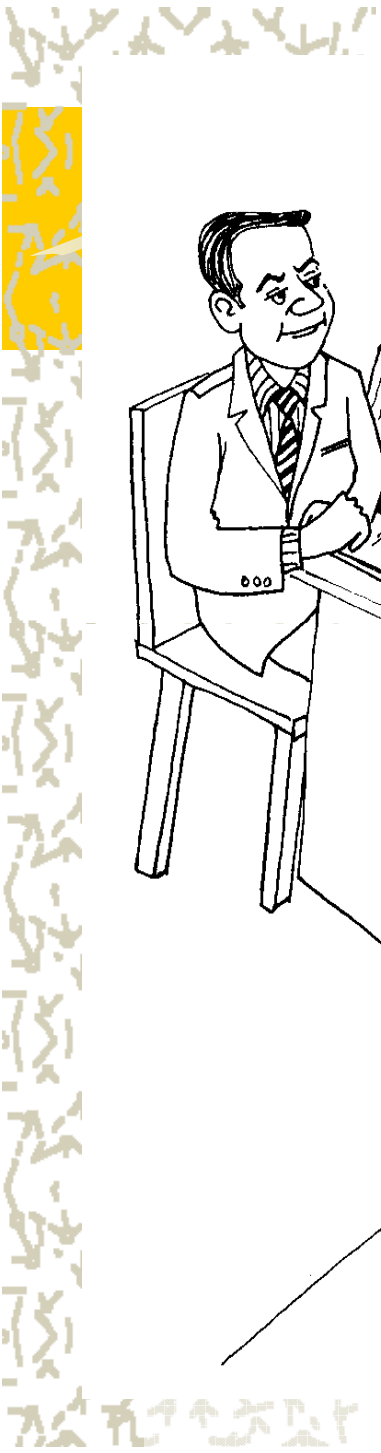








" I cannot work any longer...  
Ask the villagers to come back tomorrow "  
if they want the project in their village.

Now we request Minu to announce about the upcoming project on elimination of child labour...



Why on earth am I wasting time with you people?  
Have your brains also grown old with you?



You women are too slow...  
We have to finish 3 more  
PRA tools ...



A decorative background featuring a vertical strip on the left with a repeating pattern of stylized, interconnected shapes in a light grey color. A bright yellow horizontal banner spans across the top, containing the text "Lets begin the journey". A green swoosh line starts from the right side of the banner, loops back to the left, and ends with a small black circle containing four white dots.

Lets begin the journey

*Thanks for listening*

*Any Queries are welcomed*